



FOCUS

Editor: Judy Edwards

September, 2013

STEVE BELTZ TO SPEAK AND JUDGE IN SEPTEMBER

CCC is pleased to welcome Steve Beltz, who will present a program on crime scene and surveillance photography. In this presentation, the attendees will receive an overview of crime scene and surveillance photography and the tools used by detectives and other professionals in this field. Steve Beltz has been involved in photography for over 30 years. He put his skills to good use while he was employed for the Washington State Patrol as a Detective Sergeant. Steve spent many years examining and documenting numerous types of serious crimes as well as being involved in surveillance photography of various criminal entities. Crime scenes and surveillance photography represent special challenges for photographers including low light, poor weather and cramped spaces. In the Virginia area, Steve has worked at the U.S. Department of State and the Department of Defense and specialized in computer, audio and video forensics where he uses his computer and photography skills to enhance video, photo and audio files. Steve has taught photography to all levels of government and has a strong foundation in the use of Photoshop CS6.

ANDREW JEZIORO JUDGES AUGUST ASSIGNED TOPIC

Andy Jezioro has been involved in photography since the 50's. That showed in his expert judging of "Found Faces" at the August

meeting. He went through approximately 60 images, making a few succinct and pertinent comments about each. He spent more time on entries in the B category, offering suggestions on what might have improved the images, while maintaining a very positive critique.



Andy Jezioro analyzes. Photo by Dave Lyster

Thanks, Andy for making the trip to Charlottesville—sorry we didn't get to see more of you!

See his website at:

<http://www.reflectiveimages.org/>

MAX LYONS PRESENTS PROGRAM ON NIGHT PHOTOGRAPHY

Max Lyons was the August CCC guest speaker, and presented a program on several different aspects of night photography, with forays into stitching many images together to make one large print.

Lyons' interest in creating photographs started in the mid '90s with the advent of consumer-level digital photography. He was inspired by the freedom to experiment that this new technology allowed, and developed interests in both architectural and landscape photography. However, he became frustrated with the relatively low resolution and inability to capture sharp, detailed images, of early digital photography.



Max Lyons, August presenter.
Photo by Dave Lyster

Lyons is a computer programmer by profession, and in early 2001, he put his computer and photographic talents together and created an innovative solution to the limited resolution of digital cameras in the form of "stitched" images—composite images created by joining together multiple photos. He used this technique to create photographs with much greater clarity than any single digital or film image. Although he uses image stacking in all of his photography, his presentation covered several aspects of night photography, such as The Blue Hour, full night photography, shooting by moonlight, taking photos of the moon, Northern Lights, and stars and star trails. He

showed us many images and gave clear explanations of his procedures. We enjoyed meeting him and his wife.

**AWARDS FOR COMPETITION:
JUDGE: ANDREW JEZIORO
ASSIGNED TOPIC: FIND A FACE**

COLOR AND/OR MONOCHROME PRINTS & CREATIVE

	<u>ASSIGNED A</u>	<u>ASSIGNED B</u>
1	Jim Demas	Liz Marshall
2	John Hulburt	Martha Dudley
3	Jim Marshall	Diana Rockwell
	HM Gordon Putnam	
	<u>OPEN A</u>	<u>OPEN B</u>
1	Jim Marshall	Gary Okerlund
2	Anne Scott	Pam Cairns
3	Dudley Rochester	Deborah Kellams
	HM Deborah Murren	
	<u>CREATIVE</u>	
1	Rob Fehnel	
2	Jim Marshall	
3	Deb Snelson	

PRESIDENT'S MUSINGS

I was trying to do something in the latest MS Word metamorphosis. Half an hour into trying to do a mail merge - something that I used to teach others to use - I was ready to throw my Mac Pro across the room. Why is it that the software companies have not arrived at the point of not making things easier but they now need to make it more complicated? (Did I just do that with this sentence?)

The same has happened to cars; who can work on their own car? It's too complicated. Medicine is the same; doctors depend on tests rather than the art of practicing medicine. Sure there are some real advances but I wonder have we gone too far. It's the simple things of life that really make life sweet. By the way, there are how many different sweeteners on the table in a restaurant?

How complicated have you made your photography? A good example of simplicity in the midst of complication was our June Judge, Fred Eberhart. He used a simple point and shoot camera and no exotic software. He did use HDR with the bracketing of each shot. But he used simplicity to create beautiful large landscapes.

In this day and age it seems we are depending on machines to do a lot of the work for us. In a number of ways we have lost some of the art of photography, maybe even the art of life. I find myself working so hard at the technical process that I don't always see the forest for the trees.

When I got involved with photography a few years ago, I was helped greatly by taking John Hulbert's class. He would not let us crop our photographs or use much software. It made me think a lot about what I was photographing. Is it possible that I was taking better pictures then?

Sometimes we make things more complicating than we really need to. Keep it Simple. Seems I've heard that somewhere! See you at our next meeting.
Gordon

MEETING INFORMATION

CAMERA CLUB MEETINGS: 2nd Thursday of the month at 6:00 p.m. Dinner at Appleby's, 5:00 pm. Each month, all entries in the Creative category will be projected and all entries in the Open category will be displayed as prints. Assigned entries will alternate as noted below.

THURSDAY, SEPTEMBER 12, 2013

**ASSIGNMENT: REFLECTIONS
PROJECTION**

THURSDAY, OCTOBER 10, 2013

**ASSIGNMENT: PLANTS IN ODD PLACES
PRINT**

You will receive two points for each entry in the Assigned topic, and one point for entries in the Open and Creative categories. You may submit only ONE (1) entry per category.

REFLECTIONS: Including reflections in your photography can lead to some amazing effects and images. Water (inside or out), windows, ice, mirrors, silver bowls or ladles, shiny waxed furniture, or any other reflective surface can change an image from a straightforward photo into a work of art--richer, more abstract, or otherwise more artistic. The website <http://www.noupe.com/photography/44-impressive-examples-of-reflection-photography.html> will stimulate your imagination and give you some ideas of how you can come up with a beautiful and unique image of your own.

PLANTS IN ODD PLACES: Have you ever noticed a dandelion growing up between cracks in a sidewalk? Or a fern growing out of a hole in a tree? Or possibly a small wildflower tucked into a cranny in a cliff? Keep your eyes open for plants growing in unusual places, and make them unique and artistic in their struggle.

CCC MINUTES, AUGUST 2013

The August meeting of the Charlottesville Camera Club was called to order at 6:30 pm by President, Gordon Putnam. John Hulbert reported \$3647.52 in the club bank account. John announced a meeting of the exhibition team at 7 pm on August 20, at the Northside Library and invited all to attend. Gerry Bishop reminded everyone of the peer review workshop at 2 pm on Aug 17 at the Northside Library, and the 4th installment of the workshop *Basic Steps to Better Photos*, at 6:30 pm, also at the Northside Library. Gerry also announced a special meeting of the camera club on August 27, at 6:30 pm at the Northside Library to demonstrate a possible change in judge scoring. The current President of the Manassas-Warrenton Camera Club will be judging images using the scoring system his club and many other clubs use. All members are invited to attend and ask questions, to be fully informed before voting on a change to the new system. In response to requests for a directory of members, Gordon announced that a new online directory would soon be available that is

"self correcting." Jim Fergus introduced the judge, Andrew Jezioro. Mr. Jezioro is a past president of the Manassas-Warrenton Camera Club and was in that position when their club switched to the new system 4-5 years ago. He spoke very highly of the system, pointing out that this system was used exclusively in England, and stressing that members would effectively compete against themselves which is more satisfying. The judging was followed by a presentation by Max Lyons on Night Photography.

Submitted by Deb Snelson, Secretary.

WORKSHOP SCHEDULE 2013

See website for details.

October 22, Tuesday, 6:30pm—closing,
Northside Library, Peer Review

October 29, Tuesday, 6:30pm—closing,
Northside Library, Workshop TBA

November 2, **Paid Workshop** on Visual Literacy,
ACAC at Albemarle Square, Jim Steele (see
article below)

November 19, Tuesday, 6:30pm—closing,
Northside Library, Workshop TBA

November 23, Saturday, 2-4pm, Northside
Library, Workshop, Peer Review

WORKSHOP ON VISUAL LITERACY

Do your photos deliver the message you intended when you took them? What should you do to see that a photo conveys what you want? An upcoming workshop may help you address this problem.

The leader will be Jim Steele, an art photographer who was our judge and presenter last April. Jim and his wife Kathryn have Studio 343 at the Torpedo Factory Art Center in Alexandria, Virginia. You can view his work on their website
<http://www.photographybysteele.com/>

This six-hour workshop is designed to help photographers develop "visual literacy," the ability to analyze an image to determine what it needs in order to make the statement the photographer wishes. Jim will demonstrate how he uses digital workflows for color and monochrome photos, not as a set of "how to's" or techniques but to enable participants to realize their own vision. The instructor will take the class through the analysis of his images and the resulting changes he made. He also will work with images provided by participants as a basis for class discussion and demonstrations. The workshop will include preparation for printing and tips for printing photos of various subjects.

No computer is required for the class. Photoshop will be used in class demonstrations but references will be made for Lightroom and Photoshop Elements. The cost of the workshop is \$125; CCC is providing a subsidy to reduce the cost to **\$99 for members**. The workshop will be held from 9 am to 4 pm on Saturday, November 2, at ACAC in Albemarle Square. Participation is limited to 15. To reserve a place please email or call Jim Fergus, fergusjim@gmail.com, (434)-825-3050. Payment must be made by September 15 to hold a place.

GERRY BISHOP PRESENTS WORKSHOP IV

Gerry's series of four *Basic Steps to Better Photos* workshops ended August 21, with *Taking Control of your Camera*. He began with "The world's first photograph!!" and quickly moved us up to the present world of digital photography and DSLR's. He explained aperture and shutter speed, and how they are related to each other and to depth of field, and then went on to go over exposure modes. He had the audience take out their cameras and try out different apertures and shutter speeds. He illustrated his explanations with photos showing the differences between large and small apertures, and fast and slow shutter speed. Gerry also covered metering methods, exposure, exposure compensation,

histograms—what they are and how to read them—and how to recognize noise and what causes it.



Gerry demonstrates. Photo by J. Edwards



I can do this! (Deborah Kellams) Photo by J. Edwards




What big teeth you have! (Larry Engle) Photo by J. Edwards

CCC members who attended this series of workshops, have certainly acquired more

knowledge and can use the opportunity to “take control” of their photography. Many thanks to Gerry for all of his good work.

WINNERS' GALLERY
AUGUST, 2013
TOPIC: FIND A FACE




1st Assigned A, Jim Demas, “Smiling Spiral”



2nd Assigned A, John Hulburt, “Girl in the Window”



3rd Assigned A, Jim Marshall, "Rusty Doors"



2nd Assigned B, Martha Dudley, "Migraine"




HM Assigned A, Gordon Putnam, "Chief"



3rd Assigned B, Diana Rockwell, "Ash Tray"



1st Assigned B, Liz Marshall, "Bluestone Pony"



1st Open A, Jim Marshall, "Two Tulips"



2nd Open A, Anne Scott, "Wild Phlox"



1st Open B, Gary Okerlund, "Polo Fans"



3rd Open A, Dudley Rochester, "Evening Mist"



2nd Open B, Pam Cairns, "The Morning Leaves"




HM Open A, Deborah Murren, "Coffee Shop, Perugia"




3rd Open B, Deborah Kellams, "Yellow Orchid"



1st Creative, Robert Fehnel, "Phoenix Spiral"



2nd Creative, Jim Marshall, "Purple Iris"



3rd Creative, Deb Snelson, "Composite Image"

ANNOUNCEMENTS/EVENTS

2013 NATURE VISIONS – A MID-ATLANTIC PHOTOGRAPHY ASSOCIATION EXPO
NOVEMBER 8-10, 2013 – MANASSAS, VIRGINIA

*If you are planning on attending **Nature Visions** here is all the info you need.*

To view the two photo exhibits, meet the vendors, or attend a free educational presentation:

Please register online at NatureVisions.org starting on August 1. Entry is free for these activities.

To purchase passes for most educational presentations:

Passes go on sale from August 1 at NatureVisions.org.

Dates:

Friday November 8 – All day seminar with Bryan Peterson (Passes go on sale from August 1 at NatureVisions.org.)

Saturday November 9 – Keynote speaker Bryan Peterson at 4:30 pm (pass purchase required); Expo photo exhibits, vendors, free and paid educational presentations and raptor photography.

Sunday November 10 — Free featured speaker Julianne Kost at 8:30 am and 4:30 pm; Expo photo exhibits, vendors, free and paid educational presentations and raptor photography.

Free Presentations:

- Applied Camera Basics
- Getting Started With Your New Point & Shoot or DSLR Camera
- How You Can Get Great Pictures With Your Phone
- More Time Behind a Lens and Less Time in Front of a Computer
- Through the Eyes of Julianne Kost

All activities require registration.

Directions:

The Hylton Performing Arts Center is located at the Prince William Campus of George Mason University, off the 234 bypass in Manassas. The address of the campus is 10900 University Blvd., Manassas, VA 20110.

From I-66 west, take Exit 44 (2nd exit at Manassas), which is 234 South Bypass (Prince William Parkway). Turn left onto University Blvd; take the first left onto Cannon Creek Road, then left to get to the Hylton Center parking lot.

Click here for information on accommodations

See website at: naturevisions.org/ for more information.

PHOTOGRAPHY AS ART WORKSHOP: In today's camera club world, much attention is given to hardware, software and technical advances. Sadly, little attention is given to photography as art.

This Photography as Art Workshop will be in two sessions. The first session will be a Keynote digital presentation that covers what is art with definitions and criteria. An assignment will be given to each participant to produce for the second session **three** matted prints that he/she considers to **be art and tell us why**. The second session will be the presentation and group discussion of the three images. The objective of this workshop is to encourage participants to strive for art before and when the shutter is pressed and to see and take photographs that are more artistic than usual camera club photography. Session one is Saturday, October 5 from 2:00 pm to 4:00 pm. Session two is Saturday, November 2 from 2:00 pm to 5:00 pm. The cost for the two sessions is \$50. Please make registration check payable to JM Center, 4811 Catharpin Road, Gainesville, VA 20155.

The first two sessions are full. Joe has been asked to add another. The dates for the 3rd workshop are October 12 and November 16.

Early registration is encouraged as seating is limited to allow group participation. For further information contact Joseph Miller, email: furnfoto@aol.com, cell phone: 703-593-7598.

NVPS WELCOMES MEMBERS, GUESTS, AND MEMBERS OF OTHER PHOTOGRAPHY CLUBS to come see Adam Jones, Canon Explorer of Light on Tuesday September 3rd, 2013 at 7:30 PM at the [Dunn Loring Fire Station](#).

This internationally recognized photographer explores the world through his nature, travel, and wildlife images. Jones's award-winning photography is widely published in magazines, posters, calendars, books, and in national advertising campaigns for clients such as Canon, Ford, Eddie Bauer, Miller Beer and Honda. Adam is recognized worldwide as an outstanding stock photographer with his images represented by Getty Images, Corbis, Visuals Unlimited, Photo Researchers, and Danita Delimont Stock Photography. His work has sold for editorial and commercial uses in over 30 countries. Adam's publication credits also include: National Geographic Books, Time, Life Magazine, National Wildlife Federation, Audubon, Sierra Club, Disney and hundreds of textbooks. In 1995 the BBC Wildlife Photographer of the Year Contest honored Adam by selecting one of his images from over 19,000 entries, as the winner in the "In Praise of Plants" category.

Adam has published eight coffee-table books. In early 2006, Adam was selected to be one of Canon USA's elite group of acclaimed photographers, "The Explorers of Light". Canon describes the Explorer of Light program as such: The Explorers of Light program is a group of 50 of the World's best photographers united in their love and passion for photographic excellence. They share a common desire to contribute back to the industry with a willingness to share their vision and passion with others.

Adam is a popular and respected workshop instructor and lecturer. Adam teaches photography workshops around the world helping students reach their full potential in the exciting world of digital photography. He has taught for Canon, Popular Photography & Imaging, and Maine Photographic Workshops. Adam is noted for his enthusiastic down to earth approach and his ability to communicate effectively with all skill levels

BEN GREENBERG PHOTOGRAPHY is pleased to report significant new developments in publishing *Natural Virginia*, a coffee table book

celebrating the natural beauty of Virginia. *Natural Virginia* will be composed of panoramic color landscape photographs from throughout the state of Virginia. The book will be published in March 2014, marketed and distributed by the University of Virginia Press.

A new website provides detailed information about *Natural Virginia* and how a signed copy can be ordered now at a discounted price. Check out www.naturalvirginiabook.com for an opportunity to view thirty of the more than one hundred panoramic images that capture the state's diverse and breathtaking scenery from the Eastern Shore to the Blue Ridge Mountains and beyond. The website also provides an opportunity to read portions of the writings in *Natural Virginia* by Tayloe Murphy and Deane Dozier.

You can now pre-order signed copies of *Natural Virginia* at a discounted price by clicking here <https://squareup.com/market/ben-greenberg-photography>.

Unlike other books about the state, the entire focus of *Natural Virginia* is on our natural areas organized by the three regions: Tidewater, Piedmont and Western Virginia. The images will highlight national and state parks, wildlife management areas, national wildlife refuges as well as rivers, lakes, wetlands, mountains, valleys and much more. Waterfowl will also be featured.

Natural Virginia is dedicated to the state's individuals and organizations committed to preserving Virginia's fragile but resilient environment for our enjoyment and that of future generations.

CCC EXECUTIVE COMMITTEE AND OFFICERS:

President: Gordon Putnam: gp4d@virginia.edu 540-949-5775

Vice-President: Jim Fergus: fergusjim@gmail.com 434-245-1142

Secretary: Deb Snelson debbiesnelson@gmail.com 434-990-1150

Treasurer: John Hulburt: jwhcville@comcast.net 434-409-3275

Past President: Jim Simmons: jimw-simmons@comcast.net 434-293-4185

FOCUS Editor: Judy Edwards: juded@comcast.net 434-295-9257

New Member Information: Rick Seaman rickseaman@hotmail.com 434-973-8753

Webmaster: Anton Lariader anton@lariader.com 434-295-0496

Education/Workshops: Gerry Bishop gbishop60@comcast.net 434-973-8340

CCC Website: www.cvillecameraclub.org

(The Charlottesville Camera Club is an organization that fosters photography as an art, a hobby, or a vocation, by instruction and by sharing of knowledge and experience. Membership is open to anyone interested in photography. The club is not associated with any other organization or venue.)