



# FOCUS

Editor: Judy Edwards

August, 2013

## MAX LYONS SCHEDULED FOR AUGUST

Max Lyons was born in Belgium and grew up in England and the United States. After completing graduate studies in Economics, Lyons worked briefly in Washington as a policy analyst before becoming interested in both photography and technology.



Max Lyons, web photo

Lyons' interest in creating photographs started in the mid '90s with the advent of consumer-level digital photography. He was inspired by the freedom to experiment that this new technology allowed, and developed interests in both architectural and landscape photography. By 2000, Lyons was becoming intrigued by the visual impact provided by very large photographic prints. He was influenced by the large format works of film photographers such as Andreas Gursky and Thomas Struth...two artists pushing the limits of large format photography. However, Lyons was also becoming frustrated with a serious limitation of digital photography—its relatively low resolution, and inability to capture sharp, detailed, large images.

In early 2001, Lyons stumbled upon an innovative solution to the limited resolution of

digital cameras, in the form of "stitched" images -- composite images created by joining together multiple images. Lyons realized that this technique could be used to create photographs with much greater clarity than any single digital or film image. Lyons embarked on a multi-year, and ongoing, effort to create a portfolio of incredibly detailed, high resolution images.

Rather than talk about stitching images, his presentation will cover the topic of Night Photography. See his website at:

<http://www.tawbaware.com/maxlyons/>

## ANDREW JEZIORO TO BE AUGUST JUDGE

Andy Jezioro was unable to speak in July, but Jim Fergus has drafted him for August, when he will be our judge.

Andy has been involved in photography since the 50's. His first experience with photography came via a Kodak Brownie camera. Many a night he spent in a wet darkroom watching the magic of a black and white print come to life in the developer tray.

Along the way, he has accumulated over 30 years of experience in the wedding photography trade, beginning with film and continuing into the digital era. He has also spent a number of years on the arts and crafts show circuit. Today he uses the latest in digital tools to capture his vision in photographic images. The tools and techniques now available have allowed him to take his art in directions he never dreamed possible.

He is a Past President of the Manassas Warrenton Camera Club and has held a number of positions on the board of directors. He has also received "Photographer of the Year" awards in both color and black and white print categories from the Manassas Warrenton Camera club. His work has been published in a number of publications.

See his website at:  
<http://www.reflectiveimages.org/>

### **"MEMBERS ONLY" MEETING IN JULY**

The July meeting was arranged at the last minute, as Jim Fergus scrambled to find a replacement for Andy Jezioro who was unable to come because of an emergency at home. John Hulburt and Gerry Bishop agreed to fill in, which they both did very competently.



Gerry evaluates an image. Photo by Dave Lyster

Gerry judged the topic of *Silhouettes*. He gave us many tips on what were and what were not silhouettes, and gave clear explanations about why he chose the entries which earned awards. Gerry shows his perfectionism in judging through offering many pointers on what could be done with the entries to improve the images.

Not only was the judging educational, but we all know that Gerry is a captive member of CCC and available for specific questions and suggestions

### **AWARDS FOR COMPETITION: JULY JUDGE: GERRY BISHOP ASSIGNED TOPIC: SILHOUETTE**

#### **COLOR AND/OR MONOCHROME PRINTS & CREATIVE**

	<u>ASSIGNED A</u>	<u>ASSIGNED B</u>
1	Sandy Hodge	Liz Marshall
2	Deb Snelson	Toni Zappone
3		Gene Runion
	<u>OPEN A</u>	<u>OPEN B</u>
1	Jim Marshall	Beth Bass
2	Jim Demas	Gene Runion
3	Jim Simmons	Toni Zappone
	<u>CREATIVE</u>	
1	Rob Fehnel	
2	Paul Grim	
3	Judy Edwards	
	HM Diana Rockwell	



John's relaxed presentation. Photo by Dave Lyster

John Hulburt very nicely dusted off a presentation he had given at Monticello in June. Titled *Digital Photography in the Garden* the topic included the basics of garden photography, such as: use a tripod; maximize natural light (white balance control); use manual focus for precise target; control for wind with a light box; and experiment with different apertures for the most appropriate depth of field. He talked about specific guidelines and tips for composition, macro photography and equipment, and all of the materials and steps used to build your own light box.

Spring and summer in Charlottesville showcase abundant flowers and outstanding gardens. I hope many of you were inspired to break out your cameras and stalk the flowers in your neighborhoods!

#### MEETING INFORMATION

**CAMERA CLUB MEETINGS:** 2<sup>nd</sup> Thursday of the month at 6:00 p.m. Dinner at Appleby's, 5:00 pm. Each month, all entries in the Creative category will be projected and all entries in the Open category will be displayed as prints. Assigned entries will alternate as noted below.

##### THURSDAY, AUGUST 8

**ASSIGNMENT: FIND A FACE**

**PRINTS**

##### THURSDAY, SEPTEMBER 12

**ASSIGNMENT: REFLECTIONS**

**PROJECTED**

***You will receive two points for each entry in the Assigned topic, and one point for entries in the Open and Creative categories. You may submit only ONE (1) entry per category.***

**FIND A FACE:** If you look hard enough, you can find a face in the most unexpected places; on a light switch, a shoe, a cardboard box, in a used

car part, a rock, some clouds, a tree, or vegetables. Cheese graters wearing grins? A cookie cutter with a surprised look and a large red clown nose? How about a shoe heel with round eyes and a smiley mouth? Look around. They're everywhere! No "real" faces allowed in this assignment; faces must be "found," not composed.

**REFLECTIONS:** Including reflections in your photography can lead to some amazing effects and images. Water (inside or out), windows, ice, mirrors, silver bowls or ladles, shiny waxed furniture, or any other reflective surface can change an image from a straightforward photo into a work of art--richer, more abstract, or otherwise more artistic. The website <http://www.noupe.com/photography/44-impressive-examples-of-reflection-photography.html> will stimulate your imagination and give you some ideas of how you can come up with a beautiful and unique image of your own.


#### FIND A FACE: THE NEXT ASSIGNED TOPIC

*By Gerry Bishop*

In the description of the Assigned competition category for July, the final sentence reads as follows: "No 'real' faces allowed in this assignment; faces must be 'found,' not composed."

Following a competition in which a good number of members didn't know what we meant by a silhouette, we thought we should clearly define our terms for the upcoming competition.

By "no 'real' faces" we mean no actual faces of people or animals, but rather things that mimic a real face in some way. Several examples were provided in the full description of the assignment. Should be clear enough, right? If not, here's a photo that *would* qualify as an entry:



But what do we mean by “found, not composed”? We mean that the photographer can’t create a face-like image by arranging items in a certain way. And it should go without saying that a face-like image can’t be created in Photoshop. We also mean that you can’t enter a photograph of a face that has been created by someone else. A good example of an image that would *not* qualify is this:



### **WORKSHOP SCHEDULE 2013**

*See website for updates.*

**August 17:** Northside Library, 2:00 pm. Peer Review

**August 21:** Northside Library, 6:30 pm. Basic Steps to Better Photos, Part 4. Gerry Bishop (Taking Control of Your Camera)

### ***We’re now screening images before the competitions:***

*Have an image you’re not sure fits the criteria?* Then please take advantage of the services of our screening committee, as described in the following:

#### ***Background***

The Charlottesville Camera Club is an organization that fosters photography as an art, a hobby, and a vocation, by instruction and by sharing of knowledge and experience. Our monthly competitions are one way in which we fulfill this mission. To ensure that all images compete on an equal footing, it is important for club members to understand and abide by the rules applying to each category of competition – Assigned, Open, and Creative.

There have been times, however, when a club member has entered an image in an Assigned competition that doesn’t fit the category theme, or a member has entered an image in an Assigned or Open category that should have been entered in the Creative category, or vice versa. This has led to images being disqualified before the judging begins. Or, because our judges may not fully understand the parameters of our categories, it has resulted in poor decisions during the judging process.

Therefore, to help avoid problems before and during judging, to enable members to ascertain the appropriateness of their images, and to enable members to enter replacement images that better fit the categories, the Executive Committee has decided to give members a chance to have any questionable images evaluated for appropriateness before the competition.

#### ***Procedure***

- If you have any question about whether an image you plan on entering in a competition qualifies for the category, you are encouraged to e-mail a copy of the image to a screening committee composed of experienced club members, selected by the Executive Committee. (See list below.) The screening



committee will review the image and either assure you that the image is appropriate, recommend that you enter the image in another category, or suggest that you enter a replacement in the original category. *For projected images, you must complete this process before the deadline for uploading images to PhotoContest Pro. For images to be entered as prints, you should allow enough time for selecting, printing, and matting an alternative.*

- On the evening of the competition, the screening committee will review all images before the judging begins to ensure that they suit the assignment for the evening and are in the proper categories. If an image you've entered appears questionable, a committee member will discuss it with you. This could lead to your image being moved to another category, if possible, or being disqualified. In the latter case, you would not have an opportunity to enter a replacement in the original category.

#### **Screening Committee**

- Gerry Bishop ([gbishop60@comcast.net](mailto:gbishop60@comcast.net))
- Judy Edwards ([juded@comcast.net](mailto:juded@comcast.net))
- Jim Fergus ([fergusjim@gmail.com](mailto:fergusjim@gmail.com))
- Debbie Snelson ([debbiesnelson@gmail.com](mailto:debbiesnelson@gmail.com))

#### **Note of Encouragement**

We encourage all members to take advantage of the opportunity to have the screening committee members look at any images you may have doubts about or answer any questions you may have about the categories. *Please consider this a service that will help you improve the likelihood of your winning an award in the competitions.* Please note, however, that committee members will comment *only* on how well the images fit the categories and will not comment on how the images might be made more competitive! ☺

### ***BASIC STEPS TO BETTER PHOTOS: PART III*** **IMAGE EDITING**

On July 16, Gerry Bishop, with Lightroom input from Deb Snelson, presented Part 3 of the four part series of workshops. He pointed out that after the capture, in this age of digital photography, you are really only half done, and in order to use the software available, you have to learn it!



Participants get ready to be enlightened! Photo by J. Edwards

Gerry's purpose in this short workshop was to show the audience what can be done to enhance images. Actually becoming an expert in manipulating photographs undoubtedly takes hours of practice, and a full length course or three! Most of us are hoping for somewhere in between.

Gerry explained the difference between a RAW image and a jpg., and talked about some of the basics of manipulating an image in CS5. He demonstrated how to crop, how to use content aware, dodge and burn, saturation vs. vibrance, blending two exposures, straightening an image, converting to B&W, and some of the creative filters. The before and after shots of

the photos he had enhanced, and a demonstration on his laptop of the actual process were very helpful in the presentation. It was easy to see how important it is to use a “digital darkroom” before displaying a photograph.

Although Gerry feels that Photoshop CS is the best software editing program, Deb would attest that Lightroom is more intuitive and easier to use. (It’s a little like being sure that either Canon or Nikon makes the best cameras!) Deb walked the class through processing workflow in Lightroom4's Develop Module, paying attention to the histogram to make adjustments with LR's easy to use sliders; she showed a few tricks with the various tools, but, unfortunately, was not able to finish because of time constraints.

### CCC MINUTES

July, 2013

The July meeting of the Charlottesville Camera Club was called to order at 6:30pm by President, Gordan Putnam. John Hulburt gave the treasurer's report and informed us that the rental fee for the membership meeting room was paid in full for 2013. John provided an update on the potential formation of an exhibit committee - there are now 8 members interested and John will be calling a meeting in the next 30 days. Gerry Bishop reminded everyone of the workshop July 16 at the Northside Library, 7:15pm for Part 3 of his series, and a second workshop July 27 for Image Peer Review. There were no guests. Jim Fergus introduced the judge Gerry Bishop. The judging was followed by a presentation by John Hulburt on *Digital Photography in the Garden*. Submitted by Deb Snelson, Secretary

### WINNERS' GALLERY

JULY, 2013


TOPIC: SILHOUETTE



1<sup>st</sup> Assigned A, Sandy Hodge, “Early Morning in Hua Hin Thailand”



2<sup>nd</sup> Assigned A, Deb Snelson , “Dawn at Blue Rock”



1<sup>st</sup> Assigned B, Liz Marshall, “E.T. Swim Home”






2<sup>nd</sup> Assigned B, Toni Zappone, "Gracie"



2<sup>nd</sup> Open A, Jim Demas, "Clearing Storm Over Downtown Charlottesville"



3<sup>rd</sup> Assigned B, Gene Runion, "Scottsville"



3<sup>rd</sup> Open A, Jim Simmons, "James River Farm"



1<sup>st</sup> Open A, Jim Marshall, "Sunburst over Monticello"



1<sup>st</sup> Open B, Beth Bass, "Riding High"




2<sup>nd</sup> Open B, Gene Runion, "Mt. Victory"




2<sup>nd</sup> Creative, Paul Grim, "Chilhuly Vase"




3<sup>rd</sup> Open B, Toni Zappone, "Celebrate the Wine"



3<sup>rd</sup> Creative, Judy Edwards, "Antique Pine"



1<sup>st</sup> Creative, Robert Fehnel, "Woe Is Me"



HM Creative, Diana Rockwell, "Bubbles"



## ANNOUNCEMENTS/EVENTS

### REGISTRATION FOR UVA DIGITAL PHOTOGRAPHY COURSES OPENING AUGUST FIRST:

Three courses will be offered this fall by UVA Personal Enrichment, with John Hulburt instructing Creative DP (basic), Intermediate and Advanced courses. The latter two will be offered in sequence.

The CDP course covers mastering camera controls, composition, digital workflow, editing and printing, landscapes and other topics. A field trip will be included.

The Intermediate course expands on CDP and includes more comprehensive study intended primarily for DSLR users. Topics include advanced camera controls and maintenance, macro photography, portraiture, and many other topics. Two field trips will be included.

The Advanced course is designed for DSLR photographers seeking to take their craft to the next level. Topics include advanced techniques and challenging assignments. Three field trips will be included.

All three courses will be offered evenings 7-9PM at Darden Graduate School of Business. If interested, visit <http://www.scps.virginia.edu/programs/program-detail/personal-enrichment>, email John Hulburt [jh2em@virginia.edu](mailto:jh2em@virginia.edu), or look for the brochure in your mail soon.

### BERMUDA PHOTO CRUISE: 7 DAYS, 9-16 MAY 2014

#### ITINERARY:

09 May Depart Baltimore 4:00pm  
10 May Cruising (on board workshops)  
11 May Arrive King's Wharf, Bermuda 3:00pm  
12 May Bermuda (private photo tour)  
13 May Depart Bermuda 6:00pm  
14 May Cruising (on board workshops)  
15 May Cruising (on board workshops)  
16 May Arrive Baltimore 7:00am

Note that we have only one destination. Plenty of time to take in the sights in Bermuda.

#### Workshop includes:

- An Onboard Bon Voyage \"Meet & Greet\"
- Seven Skill Building Photography Workshops – offered on our sea days (attend one or attend them all) - about 17 hours in all
- Custom Photography Excursion – private 5-hour tour of Bermuda with a Garvin Howarth, Bermuda professional photography
- An Onboard Farewell Gathering – share experiences
- Workshop Fee – (USD) \$574 PP.

Email: [jmdavis@cruiseplanners.com](mailto:jmdavis@cruiseplanners.com)

#### The hosts:

At sea: **Bill and Linda Lane**, of Nature's Image, Lane Photo Workshops. Al Tucker has taken several of their workshops and speaks very highly of them.

In Bermuda: Gavin Howarth, Howarth Photography, Bermuda

### JOE MILLER'S PHOTOGRAPHY AS ART

**WORKSHOP:** In today's camera club world, much attention is given to hardware, software and technical advances. Sadly, little attention is given to photography as art.

This *Photography as Art* Workshop will be in two sessions. The first session will be a Keynote digital presentation that covers what is art with definitions and criteria. An assignment will be given to each participant to produce for the second session **three** matted prints that he/she considers to **be art and tell us why**. The second session will be the presentation and group discussion of the three images. The objective of this workshop is to encourage participants to strive for art before and when the shutter is pressed and to see and take photographs that are more artistic than usual camera club photography. Session one is Saturday, October 5 from 2:00 pm to 4:00 pm. Session two is Saturday, November 2 from 2:00 pm to 5:00 pm. The cost for the two sessions is \$50. Please

make registration check payable to JM Center,  
4811 Catharpin Road, Gainesville, VA 20155.

Early registration is encouraged as seating is limited to allow group participation. For further information contact Joseph Miller, email: [furnfoto@aol.com](mailto:furnfoto@aol.com), cell phone: 703-593-7598. The workshop will be held at the Joseph Miller Center, address above.

### **IT'S THAT TIME AGAIN... TIME TO ENTER THE PIEDMONT ENVIRONMENTAL COUNCIL 2013 PHOTO CONTEST!**

PEC is excited to announce the opening of our 4th Annual Photo Contest, and I can't wait to see your beautiful and interesting photos of life in Virginia's Piedmont. Last year, hundreds of photos were submitted that showcased the connection between people and the lands, communities and heritage of the region. Read below for more contest details, and be sure to enter your photos by September 15th for a chance to win!

#### **Contest Details:**

The rules are pretty simple. Photos must be taken within PEC's 9-county region: Albemarle/Charlottesville, Clarke, Culpeper, Fauquier, Greene, Loudoun, Madison, Orange and Rappahannock.

You can enter up to six photos in each of the following four categories:

Beautiful Landscapes

Community

Native Plants and Wildlife

Farms and Food

The deadline to enter is September 15th. After that, PEC staff and guest judges will choose finalists in each of the categories, and put those photos up for a public vote online to determine the winners. Each of the finalists will

receive a free PEC membership and have his/her work featured in upcoming PEC publications. The grand prize winner will receive dinner for four at a nearby Buy Fresh Buy Local restaurant!

The contest is open to all with the exception of PEC staff and immediate family. Finalists will be announced in October. Please read the full Terms & Conditions before entering.

How to Enter: OK, here's the important part -- Please submit your photos via Flickr.com (it's free). Submitting your photos via Flickr greatly reduces the staff time it takes to manage the contest, and it makes the photos accessible and searchable throughout the year.

You can visit our website where I've posted the full photo contest rules and step-by-step instructions on how to use Flickr to submit your photos.

The photo contest is a fun way for people to share their view of the Piedmont, and it is also a big help to PEC's work throughout the year. Pictures can be worth a thousand words -- your high-quality photos help us tell the important stories and illustrate the issues happening in this beautiful part of the world.

For more information on this year's contest, visit the 2013 Photo Contest page on our website or send an email with questions to [photos@pecva.org](mailto:photos@pecva.org).

Best of Luck!

Katherine Vance

Editor & Multimedia Producer

The Piedmont Environmental Council

[kvance@pecva.org](mailto:kvance@pecva.org)

The Piedmont Environmental Council | P.O.  
Box 460, Warrenton, VA 20188 | (540) 347-  
2334

**CCC EXECUTIVE COMMITTEE AND OFFICERS:**

**President:** Gordon Putnam: [gp4d@virginia.edu](mailto:gp4d@virginia.edu) 540-949-5775

**Vice-President:** Jim Fergus: [fergusjim@gmail.com](mailto:fergusjim@gmail.com) 434-245-1142

**Secretary:** Deb Snelson [debbiesnelson@gmail.com](mailto:debbiesnelson@gmail.com) 434-990-1150

**Treasurer:** John Hulburt: [jwhcville@comcast.net](mailto:jwhcville@comcast.net) 434-409-3275

**Past President:** Jim Simmons: [jimw-simmons@comcast.net](mailto:jimw-simmons@comcast.net) 434-293-4185

**FOCUS Editor:** Judy Edwards: [juded@comcast.net](mailto:juded@comcast.net) 434-295-9257

**New Member Information:** Rick Seaman [rickseaman@hotmail.com](mailto:rickseaman@hotmail.com) 434-973-8753

**Webmaster:** Anton Largiader [anton@largiader.com](mailto:anton@largiader.com) 434-295-0496

**Education/Workshops:** Gerry Bishop [gbishop60@comcast.net](mailto:gbishop60@comcast.net) 434-973-8340

**CCC Website:** [www.cvillecameraclub.org](http://www.cvillecameraclub.org)

(The Charlottesville Camera Club is an organization that fosters photography as an art, a hobby, or a vocation, by instruction and by sharing of knowledge and experience. Membership is open to anyone interested in photography. The club is not associated with any other organization or venue.)