



FOCUS

Editor: Judy Edwards

April, 2013

JOE ROSSBACH PRESENTS IN MARCH

Summary by Deborah Kellams and Pete Cross

In March the Charlottesville Camera Club experienced a truly outstanding program. Our speaker and judge was Joseph Rossbach who is known for getting exceptionally powerful as well as rare images in nature. He showed great enthusiasm during the entire program and hopefully inspired all of us to expand our skills. Joe will soon be featured as one of the *Modern Masters of the Landscape* in the magazine *Outdoor Photography*.



Joe Rossbach with Jim Fergus.

Photo by Dave Lyster

Joe began with the judging, offering valuable tips on improving our pictures as well as pointing out their strengths. His most important aspects of an image are composition and light. Other aspects that he especially loves are curves, lines, texture, details, color balance, and emotion. Some specific suggestions related to cropping negative space, tightening the frame to simplify composition, busyness, the need to

meditate on a scene before shooting, and moving to capture the best image. Because so many fine photographs were entered, Joe truly had a challenging job.

Using his own photographs to illustrate his talk, he outlined the following tips and techniques:

1. Visit amazing locations.
2. Capture the decisive moment.
3. Use selective focus creatively. (Owl's eye, blurred background.)
4. Get low and close for wide angle.
5. Use fog to add mystery and depth.
6. Lead the eye with leading lines.
7. Twilight time for other worldly results.
8. Keep your eyes on the ground (best images right at your feet).
9. Focus on shape, color and texture (think abstractly).
10. Get your feet wet (water movement, swirling leaves).
11. Think outside the box.
12. Use light and shadow to create great depth.
13. Light up the night.
14. For unique images, get off the beaten path.
15. Shoot into the sun.
16. Tell a story. Learn about an area before you go.
17. Get creative with shutter speeds.
18. Fill the frame. If sky is included be sure it is dynamic with color, clouds, texture.
19. Use reflecting pools.
20. Capture the human element.
21. Create scale by including wildlife.
22. "Go big or go home!"

Some of the photography locations were:
 White Pocket, AZ, Brain Rock near Zion National
 Park; Juniper Beach, South Florida; The
 Vermillion Cliffs, "The Wave", Valley of Fire
 State Park, Overton, NV; "The Subway, Zion
 Nat'l Park; Lindy Point in WV's Black Water Fall;
 Spruce Know Lake, WV; Hidden Lake, Glacier
 Nat'l Park; Iceland.

AWARDS FOR COMPETITION:

JUDGE:

ASSIGNED TOPIC:

COLOR AND/OR MONOCHROME PRINTS & CREATIVE

<u>ASSIGNED A</u>	<u>ASSIGNED B</u>
1 Jim Marshall	Noemi Cruz-Orutt


2 Deb Snelson	Beth Bass
3 Gerry Bishop	Toni Zappone
HM Jim Sullivan	

<u>OPEN A</u>	<u>OPEN B</u>
1 Jim Demas	Beth Bass
2 Deb Snelson	Deborah Kellams
3 Gerry Bishop	
HM Steve Botts	

<u>CREATIVE</u>
1 Gerry Bishop
2 Robert Fehnel
3 Ginger Ferrell
HM Deb Snelson

CCC TO HOST JIM STEELE IN APRIL

Jim Steele and his wife, Kathryn, share studio #343 in the *Torpedo Factory Art Center* in Alexandria, VA. Before you come to the meeting, visit the incredibly beautiful and diverse website shared by Jim and his wife: <http://www.photographybysteele.com>. Pay particular attention to his black and white photography, as he will be judging the assignment of *Black and White Texture*, and there are some wonderful examples of that in his gallery.



Jim at CCC in May, 2012. Photo by Dave Lyster

Steele photographs "what interests him until it no longer interests him," then photographs something else. Most of his work is landscape and figure studies executed with both traditional and digital materials.

He grew up in a small farming community in Missouri and started photographing around the age of 12. He processed his own film in, as he describes, his mother's baking dishes. Over time he began shooting in color slides, but it was always black and white that drew his interest.

Jim is drawn to the work of Ansel Adams and Edward Weston. He works primarily in medium and large format, and particularly loves work that has a sense of light. He writes, "Great photographs have a depth and luminosity that makes them come off the paper. Regardless of the subject, that is what I try to achieve in my work."

The vision that resulted from his traditional darkroom background has made it possible for him to easily incorporate digital workflows into the creation of his work. He photographs in both traditional and digital imaging processes and writes that, "In the end, it's not about the

process; it's about the image. It either works or it doesn't."

Jim visited CCC in May, 2012, and judged the assigned topic of *Structures*. As a judge he is concise, articulate, and positive. He evaluates every entry without wasting words; his comments are very informative and he gives specific suggestions for improvements, and clear reasons for not including an image in the final decision. He will be presenting a program titled, *Visual Literacy in the Digital Workflow*. This will cover image processing from RAW through the final product. We look forward to hosting him again this month.

MEETING INFORMATION

CAMERA CLUB MEETINGS: 2ND Thursday of every month at 6:00 p.m. at the Senior Center. Dinner before meeting at 5:00 pm. Assigned, Open, and Creative Digital and Print entries as announced. Each month, all entries in the *Creative* category will be projected and all entries in the *Open* category will be displayed as prints. Assigned entries will alternate as noted below.

THURSDAY, APRIL 10, 2013

ASSIGNMENT: TEXTURE IN BLACK AND WHITE PRINT
PRINT

THURSDAY, MAY 8, 2013

ASSIGNMENT: TRANQUILITY
PROJECTION

*You will receive two points for each entry in the Assigned topic, and one point for entries in the Open and Creative categories. **You may submit only ONE (1) entry per category.***

TEXTURE IN BLACK AND WHITE PRINT: *Black and white photography is an excellent choice when attempting to reveal the surface texture of a subject. Images taken of pitted stones, polished silver, rough bark, or a grizzled face can be extremely effective by eliminating the distraction of color. In completing this assignment, carefully consider how light source direction and type (point, diffuse) can enhance*

or eliminate shadow to best reveal the surface quality of your subject.

TRANQUILITY: *An empty beach, a hot cup of tea, a comfy chair, a baby sleeping. How do you visualize tranquility? Tranquility is defined as an untroubled state free from stress or emotion, or as a state of peace and quiet. Use your camera to try and capture these peaceful moments, in either the human or natural world, to produce an image that conveys tranquility to the viewer.*

PRESIDENT'S MUSINGS

I'm not much of a gardener. I'm more of a "wanna be" gardener. So when I went out a couple of weeks ago to trim all of the flowers, bushes and fountain grass, I assumed that things would be sort of dead. I started with the daylilies. Under all of that brown stuff, there were green shoots sticking up. I moved onto the rose bushes and started to trim them. They were sprouting new growth on almost every limb. The butterfly bushes, which I cut down every year, had started to perk up. Only the fountain grass was still brown and not growing, as was the lazy crepe myrtle. It surprised me that in March so much of my garden was turning green.

Life is like that also. Sometimes when it seems like everything is dead and dark, it's at that time that new growth springs up. Many of you know that I work with patients who may have cancer or another type of medical condition. Many people ask how I can work in such a dark place. These people are like me in the garden: they are surprised to learn that many of the people I see have a great deal of new growth. There is newness in many people underneath what seems to be such a difficult situation. It is amazing at times. No matter how old a person may be or how difficult their situation, new growth and life springs up.

So I ask you, what new growth have you discovered in your photography? It may not be because you have lain dormant for a time, for

new growth can come even faster when a plant is healthy and growing.

It's my hope that the C'ville Camera Club can be a helpful, nurturing, fertilizing, and watering source for your growth in photography. See you next week at the monthly meeting.

Gordon

CCC MARCH MINUTES

The March 14, 2013 meeting of the Charlottesville Camera Club was called to order at 6:30PM by President, Gordan Putnam. A new member, John Williams, was introduced. Gerry Bishop reminded everyone of a workshop the following Saturday for member's "show and tell" starting at 10AM at the Northside Library. On March 26 a workshop on sharpness will be held from 6:30-9:00PM at the same location, and a workshop led by John Hulburt on Nik Software Suite is scheduled for April 23. Anton Largiader, webmaster, announced that he was working on a module for our website to upload photos directly to PhotoContest Pro3. He also encouraged members to register for the forum and contribute to its success. Pete Cross updated the membership on the Look3 Festival to be held Jun 13-15. Tickets must be purchased online for \$125 (+\$6 registration fee) - no tickets will be sold at the event. This price is only good until Sunday, then the price increases to \$155. The Wednesday evening (June 12)"Trees" talk tickets are separate and sell for \$15(adults). See www.look3.org for more info. Jim Fergus introduced our judge and presenter, Joseph Rossbach.

*Submitted by Deb Snelson,
Secretary.*

GETTING IT SHARP WORKSHOP

Attendance was good at the March workshop in which Gerry Bishop talked about making sure your images are tack sharp, and the many things you should consider during that process. He began with equipment such as the quality of the lens, and types of filters that you should and should not use. Gerry went on to cover aperture, camera shake in relation to shutter speed, what to look for in a good tripod and why they should be used as much as possible, use of a remote shutter release, ISO settings as related to sharpness, and manual focus as opposed to autofocus. He explained ways to check for perfect focus before taking the shot, talked about depth of field and using the DOF button on the camera, employing the 1/3 rule of focus, and the function of locking up the mirror.

Gerry then moved on to the use of software to enhance focus, including focus stacking, sharpening, and avoiding loss of sharpness with noise-reduction software. He explained how to test the focus of lenses you already own, and identify the best F/stop and focus for each lens. He talked about the importance of increasing the size of your image to 100% on the computer, and using the spread of pixels to analyze sharpness.

This was an excellent workshop, and covered just about every aspect of focus known to man! It was also accompanied by a handout which should serve as a reminder, every now and then, to those of us who might find ourselves becoming careless. Many thanks, Gerry, for taking the time to pass on your knowledge to those of us who have not been photographers quite as long as you have!

WORKSHOP SCHEDULE 2013

Unless otherwise noted, meetings are on Wednesdays at the Northside Library, from 6:30—9:00 pm.

Tuesday, April 23,

Topic: Using the Nik software suite, presented by John Hulburt.

Saturday, April 27, 1:00—5:00pm, Northside Library. ****PEER REVIEW SESSION.** We'll also discuss the next assigned theme, *Tranquility*.

Saturday, May 18, 10:00—12:00, Northside, ****PEER REVIEW SESSION.** We'll also discuss the next assigned theme, *Fresh Perspective*.

Wednesday, May 29, Northside, "Six Trix for Great Pix:--a primer for beginners and intermediate photographers on the basics of lighting, composition, perspective, and more. Mastering these six principles will boost your photography—and satisfaction—to a higher level. Gerry Bishop

June 15, **Saturday**, 1:30—3:30, Northside. ****PEER REVIEW SESSION.**

June 26, **McIntire Room**, downtown library. TBD

****PEER REVIEW SESSIONS:** Bring a few images (3 max. please) on a thumb drive or as prints for your fellow members to view, critique, and enjoy.

WINNERS' GALLERY MARCH, 2013 TOPIC: GENERATIONS



1st Assigned A, Jim Marshall, "Family Albums"




2nd Assigned A, Deb Snelson, "Three Generations"



3rd Assigned A, Gerry Bishop, "Pea Aphids on Pink Tulip"



1st Assigned B, Noemi Cruz-Orcutt, "First Catch"



2nd Assigned B, Beth Bass, "And They Never Leave Home"



HM Assigned A, Jim Sullivan, "The Old Girl and the Pup"




3rd Assigned B, Tone Zappone, "Pieces of Time"



1st Open A, Jim Demas, "Reflections on the West Lawn"




HM Open A, Steve Botts, "Sierra Nevada Reflection"



2nd Open A, Deb Snelson, "Steely Cold Cellblock 7"



3rd Open A, Gerry Bishop, "Trees at Sunset"



1st Open B, Beth Bass, "Red Dragon"




2nd Open B, Deborah Kellams, "Ice Ghost"



2nd Creative, Robert Fehnel, "Smoky Flower"



1st Creative, Gerry Bishop, "Dark Trees in Autumn"



3rd Creative, Ginger Ferrell, "Sunday Over Callisto"



HM Creative, Deb Snelson, "Oops!"

ANNOUNCEMENTS/EVENTS

JOE MILLER ABSTRACT EXHIBIT:

I invite the CCC to organize a field trip to the *Third Annual Joseph Miller Abstract Photography* Exhibit in May. The exhibit will have over 100 outstanding abstract photographs plus a collection of Freeman Patterson photographs. The exhibit will be open every Friday, Saturday and Sunday in May from Noon to 5:00pm. In addition to the abstract exhibit I have 22 acres with a pond, stream, woods and a meadow.

CANON EXPLORER OF LIGHT, LEWIS KEMPER, will present a full-day program on digital photography, April 20, 2013 at the Sheraton Park South Hotel in Richmond. This event is for any digital SLR user, not just Canon owners, and will have something for all experience levels. The cost for the event is only \$11.00 per person. Seating is limited and pre-registration is required. For complete information, please see below.

Lewis is a Contributing Editor to *PC Photo* and *Outdoor Photographer* magazines. He teaches photography and Photoshop for organizations such as Palm Beach Photographic Centre, Santa Fe Workshops, Lepp Institute of Digital Imaging, and Betterphoto.com. He is the author of *The Yosemite Photographer's Handbook* and *The Yellowstone Photographer's Handbook*. He was the photographer for "Ancient Ancestors of the Southwest" published by Graphic Arts Center Publishing. His monograph, "Capturing the Light," won the People's Choice Awards in Fine Art in the 2009 *Photography.Book.Now* competition. His latest publication, *Photographing Yosemite Digital Field Guide* was voted as one of the top 20 field guides. His Photoshop and Lightroom training DVD series, *The Photographer's Toolbox for Photoshop*, and the *Photographer's Toolbox for Lightroom* have helped hundreds of students learn the essentials of these Adobe products.

Due to limited seating, pre-registration is required. Cost is \$11 per person. To register email name, telephone number and email address to: president@cameraclubofrichmond.com. Specify whether you will be paying by check or through Paypal. Lunch will not be provided; there are numerous restaurants in the area. Thank you and we hope to see you there!
Karen Molzhon
President, Camera Club of Richmond

ART ON THE GREEN - CALL FOR ENTRIES

SATURDAY, MAY 11, 2013 10:00 am – 4:00 pm, Hopkins Green, Lexington, VA, corner of Nelson and Jefferson Street.

We are honored to have as judge artist and instructor Janly Jaggard, who exhibits nationally and teaches at the Beverly Street Studio School in Staunton, VA.

Show Awards

Best in Show, any category \$300; Best Floral Theme, any category, \$50

Individual Media Awards Categories

- Acrylic \$150
- Graphics/Charcoal/Pastel \$150

- Mixed Media \$150
- Oil \$150
- Photography \$150
- Water color \$150
- 3-D (ceramic/metal/sculpture/wood) \$150

About the Art Exhibit:

Set-up time: 8:00-9:00 am. Judging 9:00-10:00am. Open to the public 10am-4pm. Wire-covered panels 4'x8' with overhead rain covers for hanging art are provided. Artists must have their own hooks to hang works. Only 4' tables and chairs are allowed but cannot extend beyond your panel(s).

All media must be original and designed and made by the applicant within the last two years. Artists or their representatives are expected to stay at their panels throughout the day. Individual artists are responsible for all sales and collection of sales tax. No commissions will be taken.

In case of event cancellation, notice will be posted by 6:30 am May 11th on RAG's website: www.rockbridgeartsguild.com

THIS EVENT SOLD OUT QUICKLY LAST YEAR, PLEASE SUBMIT APPLICATIONS AS SOON AS POSSIBLE:

http://www.rockbridgeartsguild.com/Art_on_the_Green_Application.html

CCC EXECUTIVE COMMITTEE AND OFFICERS:

President: Gordon Putnam: gp4d@virginia.edu 540-949-5775

Vice-President: Jim Fergus: fergusjim@gmail.com 434-245-1142

Secretary: Deb Snelson debbiesnelson@gmail.com 434-990-1150

Treasurer: John Hulburt: jwhcville@comcast.net 434-409-3275

Past President: Jim Simmons: jimw-simmons@comcast.net 434-293-4185

FOCUS Editor: Judy Edwards: juded@comcast.net 434-295-9257

New Member Information: Rick Seaman rickseaman@hotmail.com 434-973-8753

Webmaster: Anton Largiader anton@largiader.com 434-295-0496

Education/Workshops: Gerry Bishop gbishop60@comcast.net 434-973-8340

CCC Website: www.cvillecameraclub.org

(The Charlottesville Camera Club is an organization that fosters photography as an art, a hobby, or a vocation, by instruction and by sharing of knowledge and experience. Membership is open to anyone interested in photography. The club is not associated with any other organization or venue.)