



FOCUS

Editor: Judy Edwards

March, 2013

NORTHERN VIRGINIA PHOTOGRAPHER, TUAN PHAM, PRESENTS FEBRUARY PROGRAM

Tuan practices and teaches mindful meditation. Teaching Mindfulness is teaching one to be aware, at every moment, of what is happening both outside and inside. When your mind is silent things around you become clear. Tuan is using mindful meditation in making art, and has chosen this presentation as a description of the second of the ten steps in his search for his artistic person. He began his program, titled *"Zen Through the Lens, Photos of Nothing,"* by asking the audience to participate in a short exercise in "relaxed attentiveness," which he finds helpful to creativity.

This second step, which he describes as finding traces of his artistic person, begins on a journey of ten National Parks in the West. He and his wife went with great expectations but he soon discovered that there were so many people on the bus that when they stopped, which was never for long enough, all he saw through the lens of his camera was other people! After struggling with this, he decided that if he couldn't take the pictures that everyone else was taking, why not take pictures of things that nobody wants. He transformed the goal of his trip into a self-directed workshop with specific guidelines. When the bus load would all head in one direction for the "best" view, Tuan would head in the other direction, looking for photos of nothing, nobody, and nowhere, in insignificant and ordinary things. His goal was to go against the flow, go for ordinary subjects, and listen to his intuition.



Presenter Tuan and his wife talking with some CCC members.
Photo by Deb Snelson

Tuan talked about the many things he learned while on this "visual adventure." His explorations into the other side of the bus resulted in some beautiful abstract art. It was a fascinating lecture, containing much food for thought, and after hearing the origins of his images, we will all be inspired to see abstracts in almost everything.

MEETING INFORMATION 2013

CAMERA CLUB MEETINGS: 2ND Thursday of every month at 6:00 p.m. at the Senior Center. Dinner before meeting at 5:00 pm. Assigned, Open, and Creative Digital and Print entries as announced. Each month, all entries in the *Creative* category will be projected and all entries in the *Open* category will be displayed as prints. Assigned entries will alternate as noted below.

THURSDAY, MARCH 14

ASSIGNMENT: GENERATIONS
PROJECTION

THURSDAY, APRIL 11

ASSIGNMENT: TEXTURE IN BLACK AND WHITE
PRINT

*You will receive two points for each entry in the Assigned topic, and one point for entries in the Open and Creative categories. **You may submit only ONE (1) entry per category.***

Generations: When we think of photographing generations, beautiful images of large wrinkled hands cupping baby-soft infant hands may first come to mind. While people are a great subject for this assignment, feel free to explore other types of generational juxtapositions as well. Consider an old \$1 bill next to a new \$1 coin, a classic book next to an electronic reader, or a sparkling new building replacing a crumbling structure.

Texture in Black and White: Black and white photography is an excellent choice when attempting to reveal the surface texture of a subject. Images taken of pitted stones, polished silver, rough bark, or a grizzled face can be extremely effective by eliminating the distraction of color. In completing this assignment, carefully consider how light source direction and type (point, diffuse) can enhance or eliminate shadow to best reveal the surface quality of your subject.

JERRY COULTER JUDGES FEBRARY TOPIC “LESS IS MORE”

Jerry’s focus as a judge was to pare each entry down to the most simplicity possible. He counted texture and shape as two different entities, and a variety of colors as distractions to the purity of the image. He compared the assignment to artists who have simplified paintings to the least they can present that might hold the viewer’s interest; for instance, a white background containing an off-white rectangle. He felt the photographer should be thinking, “what is the *least* that I can do to convey an interesting photograph,” not necessarily an interesting subject.



The two Jerrys (Gerrys?) Photo by Deb Snelson

As an artist, Jerry used criteria that might not have been used by another photographer; his judging was thought-provoking, and encouraged us to remember the importance of the building blocks of art when we are looking through our viewfinders.

AWARDS FOR COMPETITION: FEBRUARY 14

JUDGE: JERRY COULTER

ASSIGNED TOPIC: LESS IS MORE

COLOR AND/OR MONOCHROME PRINTS & CREATIVE

ASSIGNED A

- 1 Jim Marshall
 - 2 Gary Powell
 - 3 Ginger Ferrell
- HM Gerry Bishop

ASSIGNED B

Liz Marshall
Rick Seaman
Mariah Dean

OPEN A

- 1 Judy Edwards
 - 2 Ginger Ferrell
 - 3 Gary Powell
- HM Lydia Handsfield

OPEN B

Rick Seaman
Mariah Dean
Beth Bass

CREATIVE

- 1 Gerry Bishop
- 2 Deb Snelson
- 3 Rob Fehnel

JOE ROSSBACH SCHEDULED FOR MARCH

Joseph Rossback has been photographing the landscape for over 15 years. His photographs and articles have appeared in a number of books, calendars, and magazines, including Outdoor Photographer, The Nature Conservancy, Digital Photo, Photo Techniques, Popular Photography, Blue Ridge Country, Mountain Connections, and many more. Joe is also a staff course instructor for Nature Photographers Magazine and writes a regular blog column for Outdoor Photographer Magazine online edition. Joe is also a co-author and contributing photographer of two print books, *The Ultimate Guide to Digital Nature Photography* (Mountain Trail Press) and *50 Amazing Things You Must See and Do in the Greater D.C. Area, The Ultimate Adventure Guide*. Joe continues to travel extensively, producing new and exciting images of the natural world as well as leading country and international photography workshops and photo tours each year. See his website at: www.josephrossbach.com

PRESIDENTS MUSINGS

February 2013

What picture should win the competition, the best picture or the best picture according to the judge? When I ask that question most, if not all, people say "of course the one the judge picks." However when a judge has a unique or different understanding of what the best picture to them is, people may get upset.

Our judge in February, Jerry Coulter, brought out some of those comments. However I found it kind of fun even though it stung a little, what he said or didn't say about my photos. He doesn't like baby pictures--we found that out.

His idea of less is more was interesting and funny to me. One picture of an ornament on a string, he said would have won if it didn't have the ornament (only the string). His idea of less is more was the bare minimum. He didn't want to see an object only a hint of an object in the whole picture.

What is even more interesting was the presentation by Tuan Pham, "Zen through the Lens, Photos of Nothing." He was able to show a number of photos that exemplified Jerry's criteria and some of them had objects in them.

Needless to say it is not easy to judge photos in a club like ours. The executive committee has been struggling with this for a few months, if not years. What is the best way we can do the judging or evaluation of photos?

I believe we should keep in mind that our task is learning and teaching. I learned a lot from last month's competition and presentation. My photos didn't come close to meeting the judge's criteria, but I learned something about minimalism, about Zen and about myself.

WORKSHOP SCHEDULE 2013

Unless otherwise noted, meetings are on Wednesdays at the Northside Library, from 7:00-8:30 pm.

Tuesday, March 26

Topic: How to get consistently sharp images and how to make images sharp in Photoshop.
Gerry Bishop presenting

Tuesday, April 23

Topic: Using the Nik software suite, presented by John Hulburt.

May 29—TBA

June 26 (McIntire Library)

NEW: PEER REVIEW SESSIONS

Saturday, March 16 from 10:00am—1:00pm, Northside Library

Saturday, April 27, 1:00—5:00pm, Northside Library

FAVORITE TRICKS, TOOLS, AND TECHNIQUES

February 27 brought a workshop packed with the tricks and skills of several CCC members. At the end of the evening those whom had attended left with their heads packed full of new ideas.



Jim Demas explaining his family photobook.
Photo by Gerry Bishop

Jim Sullivan started off the evening demonstrating how he uses the Warp function to produce some of his unforgettable images, and how to use a Mask to create a repeating pattern. Next Deb Snelson gave us some tips on how to shoot fall foliage, accompanied by some of her spectacular shots; Rob Fehnel showed us his ingenious table-top studio; Jim Marshall explained how he comes up with his infra-red shots, and Jim Demas took us through the 18 month saga of creating and publishing his family photo book.

Thanks to all of them, and thanks to Gerry for arranging this, and also coming prepared to fill in with tips for shooting in the rain.

CCC MINUTES

February 14, 2013


The February 14, 2013 meeting of the Charlottesville Camera Club was called to order at 6:30PM by President, Gordan Putnam. First order of business was a reminder that 2013 club dues are due no later than the March membership meeting. Two guests were introduced. Gerry Bishop reminded everyone of the Feb 27 workshop in which 6 members would introduce their favorite tools and tricks starting at 7PM at the Northside Library. Jim Fergus and Judy Edwards drew for a winner from the members who answered a survey and wanted to be included in the drawing. Winners were Toni Zapponi, Larry Goss, and Robert Fehnel. Gerry briefly addressed the survey results and directed members to the forum for more information. Gerry also introduced a new committee for screening of entries for the appropriateness of competition categories. Members who are unsure of whether their photo meets the requirements of an assigned category can submit photos in advance for determination. The competition began, judged by Jerry Coulter, followed by a presentation on "Photos of Nothing" by Tuan Pham.

Submitted by Deb Snelson, Secretary

WINNERS' GALLERY
MARCH, 2013
TOPIC: LESS IS MORE



1st Assigned A, Jim Marshall, "Turrets"



3rd Assigned A, Ginger Ferrell, "Pears"




2nd Assigned A, Gary Powell, "Last Leaf"



HM Assigned A, Gerry Bishop, "Alone in a Storm"



1st Assigned B, Liz Marshall, "Egg Roll"



1st Open A, Judy Edwards, "Late Sun Shining"



2nd Assigned B, Rick Seaman, "Red Door"




2nd Open A, Ginger Ferrell, "Vines"



3rd Assigned B, Mariah Dean, "Hold On"



3rd Open A, Gary Powell, "Black-Necked Stilt"



HM Open A, Lydia Handsfield, "Kiluea Lighthouse"



3rd Open B, Beth Bass, "Bogue Pier"



1st Open B, Rick Seaman, "Chihuly Afloat"



1st Creative, Gerry Bishop, "Jackson's Meadow"



2nd Open B, Mariah Dean, "Fred Scott's Barn"



2nd Creative, Deb Snelson, "Double Vision"



3rd Creative, Rob Fehnel, "Flooded Williamsburg"

ANNOUNCEMENTS/EVENTS

SATURDAYS IN THE GARDEN AT TUFTON FARM ([map](#))

Saturday, June 22, 2013, 9:30 am - 12:00 pm

Reservations: Required

Join Fine Arts Photographer, John Hulburt, in the gardens at the Thomas Jefferson Center for Historic Plants for an introduction to digital photography in the garden. Bring your own digital camera (or even your smart phone!) and learn the basics of photographing flowers and gardens. Topics covered will include seeing the light, close-up and macro techniques, pleasing compositional guidelines and more. For reservations and more information, see: [Digital Photography in the Garden « Thomas Jefferson's Monticello](#)

TONY SWEET ANNOUNCES: Digital Photography Software and Creativity Seminar, March 17 (whole day!), just outside of Philly!
<http://tonysweet.com/schedule-digital-photography-and-software-creativity-seminar/>

VICKY EICHER SCHEDULES EXHIBIT March, 1-29, at the US Geological Survey Building in Reston VA! So mark your calendars and drop in to see my photos, taken during trips to the Cold Northern and Southern regions of Planet Earth! Subjects include five different penguin species, three different seals, a variety of birds either courting or in-flight, and yes, people racing their outhouses down a hill!

The U.S. Geological Survey building is located at 12201 Sunrise Valley Dr., Reston VA, and is open Monday thru Friday during normal business hours. There is plenty of free parking on the grounds, with a guard controlling admission to the lot. Just follow the signs for the Visitors' Entrance. Since USGS is a U.S. Government building, you should bring a photo ID and will be asked to walk thru a metal detector. Anything you carry will also go through x-rays.

CAMERA CLUB OF RICHMOND PRESENTS "A DIGITAL DAY" with Canon Explorer of Light, Lewis Kemper, Saturday April 20, Sheraton ParkSouth Hotel, Richmond, 9:00 a.m –5:00 p.m. See recent email from Jim Simmons for more information.

CCC EXECUTIVE COMMITTEE AND OFFICERS:

President: Gordon Putnam: gp4d@virginia.edu 540-949-5775
Vice-President: Jim Fergus: fergusjim@gmail.com 434-245-1142
Secretary: Deb Snelson debbiesnelson@gmail.com 434-990-1150
Treasurer: John Hulburt: jwhcville@comcast.net 434-409-3275
Past President: Jim Simmons: jimw-simmons@comcast.net 434-293-4185
FOCUS Editor: Judy Edwards: juded@comcast.net 434-295-9257
New Member Information: Rick Seaman rickseaman@hotmail.com 434-973-8753
Webmaster: Anton Largiader anton@largiader.com 434-295-0496
Education/Workshops: Gerry Bishop gbishop60@comcast.net 434-973-8340
CCC Website: www.cvillecameraclub.org

(The Charlottesville Camera Club is an organization that fosters photography as an art, a hobby, or a vocation, by instruction and by sharing of knowledge and experience. Membership is open to anyone interested in photography. The club is not associated with any other organization or venue.)