



FOCUS

Editor: Judy Edwards

October, 2012

ED FUNK JUDGE FOR OCTOBER

A versatile photographer and writer for over thirty years producing impact images and travel articles, Ed has produced many award winning photographs and lectures on all aspects of photography. He conducts workshops on creative photography and digital imaging; his images have been published in leading magazines and newspapers and on Annual Report covers. A member of the Art League in Alexandria, Virginia, his print, *Middleburg Farm in Winter*, was honored in the American Landscape show.

MEETING INFORMATION

CAMERA CLUB MEETINGS: 2nd Thursday of every month at 6:00 p.m. at the Senior Center. Dinner before meeting at 5:00 pm. Assigned, Open, and Creative Digital and Print entries as announced. Each month, all entries in the *Creative* category will be projected and all entries in the *Open* category will be displayed as prints. Assigned entries will alternate as noted below.

THURSDAY, OCTOBER 4, 2012 (SORRY FOR VERY LATE NOTICE, WE WERE ALL CAUGHT SLEEPING!!)
PROJECTED

ASSIGNMENT: ROADS LESS TRAVELLED

THURSDAY, NOVEMBER 8, 2012

ASSIGNMENT: THE BLUE MOMENT (See article in this newsletter)

PRINTS

*You will receive two points for each entry in the Assigned topic, and one point for entries in the Open and Creative categories. **You may submit only ONE (1) entry per category.***

Roads Less Travelled: "Off the beaten track," "blue highways," "back roads"--these byways

and the scenes that lie along them provide good subjects for photos that reveal a different texture of life. Get off the main roads and see what you can find. The road itself may or may not be the main subject, and an image may qualify even without a road being visible, but it must suggest "by the side of a back road" to the viewer.

The Blue Moment: *Approximately 30 minutes before sunrise or 30 minutes after sunset, if you take a photograph that includes the sky, you may find that you have captured "the blue moment." You can't see this with your own eyes, but your camera can see it. Keep shooting until you have seen it on your LCD screen. (See this issue of the FOCUS for a "How To" article by Deb Snelson, who, last year, presented a workshop on "The Blue Moment.")*

Ed's work has been widely exhibited, including a solo exhibition at George Mason University. One of his prints was on exhibit at the Smithsonian Institution in 2003. His work resides in public and private collections, and was also featured on public television's *Photographers of Northern Virginia*.

Ed presented his creativity workshop at the University of Massachusetts for the New England Council of Camera Clubs, Kutztown University for the Berks Camera Club and at Georgetown University. He serves the community by judging photographic shows and competitions.

He has written and coauthored several publications for the *Northern Virginia Alliance of Camera Clubs*. He is also a web site designer and builder. Ed is a Past President of NVPS, and

has served on the board for over 15 years. He has been named "Photographer of the Year" six times. Ed taught photography in Italy, Turkey, England and Germany, and also lectures on photography at area colleges and universities. He has been influenced by the writings and teachings of Freeman Patterson, Joseph Miller, Ernst Haas, John Shaw, Bill Allard and others. His October presentation will be titled *Composition and Creativity*.

See his website at:

<http://www.edfunkphotography.com/>

MATTHEW SCHMIDT JUDGES AND SPEAKS IN SEPTEMBER

Matt writes, "I see the camera club judge as a teacher or educator, inspiring others to achieve greater skills and to improve their technique. A judge should be a student of the visual arts with the ability to articulate decisions in a constructive manner appropriate for the skill level of the photographers being critiqued. It is *incumbent on the judge to be open-minded concerning the images, decisive in making choices and respectful of the competitors and their emotional investment in their images.*"



Matt Schmidt at CCC meeting.

Photo by Dave Lyster

Matt certainly was able to fulfill his definition of a camera club judge. He was very good at being specific about each image, without generalizations and repetitions. He critiqued the images without being judgmental, and was always careful to suggest specific ways that the entries might have been improved. He was articulate and decisive in his evaluations, without repeating himself or wasting words.

AWARDS FOR COMPETITION: SEPTEMBER, 2012

JUDGE: MATTHEW SCHMIDT

ASSIGNED TOPIC: A SLICE OF SOMETHING

COLOR AND/OR MONOCHROME PRINTS & CREATIVE

ASSIGNED A

- 1 Gordon Putnam
Jim Sullivan
- 2 Jim Marshall
- 3 Lois Gebhardt

ASSIGNED B

- Toni Zappone
- Leslie Buchanan
- Rick Seaman

OPEN A

- 1 Ginger Ferrell
- 2 Deb Snelson
- 3 Robert Fehnel

OPEN B

- Larry Goss
- Diana Rockwell
- Mariah Dean

CREATIVE

- 1 Jim Sullivan
- 2 Deborah Kellams
- 3 Gerry Bishop

Matt's presentation was called, *Montages, Interpreting Reality*. Making a montage is the art of composing pictures by the superimposition or juxtaposition of miscellaneous elements, such as other photographs. He specifically covered how to create overlay, reverse, mirror effect, multiples, and the Orton effect and included specific instructions on how to use Photoshop to create each of these effects.

Matt donated his PowerPoint presentation to the club. If you are interested in trying any of these, it either is or will be on the CCC website. Also take a look at his website at:
http://www.nvacc.org/Matthew_G._Schmidt.html

It was an enjoyable and informative evening and we look forward to having Matt visit again.

PRESIDENTS MUSINGS

The end of the year is just around the corner. It's a busy time of year for all of us and the C'ville Camera Club is no different. There is much to do before we sing "Auld Lang Syne" and watch the ball drop in Times Square.

When we're busy, things can fall through the cracks. Hard as we try, we just can't remember everything. That's just what happened with the October meeting. We knew quite some time ago that the Senior Center and the Camera Club couldn't both use the facility on the second Tuesday of October. As you might guess, the Senior Center wins the toss of the coin and we move the meeting to another night. The second faux pas was in our failure to make everyone aware of this change early on. With egg on my face, I apologize and ask forgiveness. It's my hope that you were able to rearrange your schedule to attend and participate.

November 8—that's the date of our November meeting. And it's the correct date! We're back to the second Thursday of the month. Brian Zwit, an instructor with Blue Ridge Photography Workshops, will be presenting and judging that night. BONUS—the next day Brian will offer a workshop on *Lightroom*. It's an all-day event for the low price of just \$125 (plus \$6.25 facilitation fee). The website is just waiting for you to visit, so why not register today.

<https://events.r20.constantcontact.com/register/eventReg?oeidk=a07e5152aedeaf16f61&oseq>

We will also be electing officers for 2013 at our November meeting. The nominating committee will provide a list of nominees to you via email 10 days prior to the November meeting. If you would like to nominate a club member for an office, please talk to a current board member.

December 13—our annual potluck get together, where a good time is had by all. Photos shown earlier in the year may be entered in the yearly competitions. Bring a guest and share the fun.
Gordon

THE "BLUE MOMENT"

By Deb Snelson

Last week in Ireland I was walking towards a pub for dinner on a dimly dark overcast day and noticed that some exterior lights were emitting a soft glow against the building. I rapidly brought my camera up to take a quick "record" shot of the building; without breaking stride I cranked up the ISO and opened up my aperture to get a shutter speed of 1/30 sec. But what I saw on my LCD monitor stopped me in my tracks! On the screen was the most beautiful blue sky, which was certainly not the way my eye perceived that dimly flat gray scene. I had inadvertently found the "blue moment." The "blue moment," or "blue hour" is the period of twilight (neither full daylight or fully dark) about 30 minutes after sunset or before sunrise and, in spite of its name, usually lasts about 30 minutes. It begins in the Eastern sky and progresses to the West; sky and water both appear a brilliant blue.



A "Blue" Moment.

Photo by Deb Snelson

Because you don't have much time to catch it, you usually have to plan for it—get to the subject you want to showcase and set up in advance. The best subjects are those that are lit at night—cityscapes, city streets, buildings, bridges, monuments, fountains, etc. For these scenes a wide-angle lens may be best, or

possibly the smallest mm possible on a zoom lens, but photos can be composed using any lens. The best quality photos are shot with the lowest ISO possible to avoid any noise in the beautiful blue sky, and since light is limited it will require a long exposure. That is why a sturdy tripod is essential.

To further increase image quality turn off image stabilization, use mirror lock-up to avoid vibration, and use either a remote shutter release or the 2 second timer. I primarily shoot in aperture priority at f/16 or smaller to get the starburst pattern from the lights. Focusing is the most critical element. Be sure to gain focus while the light is not too dim—if you will be staying stationary you can autofocus then switch to manual focus, being careful not to bump the focus ring after that. If you move about keep all focus points active, and once you can no longer autofocus you can use live view and manual focus, or use a torch to illuminate your subject enough to focus—whatever works in the situation.

After taking your first shot, be sure to check the LCD to determine if you have captured the blue moment. You may have to take several photos over a brief period of time until you see the blue. Once you start shooting the blue, consult your LCD after nearly every shot to tweak your exposure so as to not excessively blow out the lights—the center of the lights will be blown out (use your blinkies) but these should only be pinpoints. Correct the exposure with exposure compensation if you are using aperture priority, or change your manual exposure settings as needed. Voila—beautiful photos!

CCC MEETING MINUTES 9/13/12

- 37 people attended.
- John Hulburt was not in attendance.
The treasurer's report was not discussed at this meeting.
- Rick Seaman announced that we had 3 guests and 1 new member.

- Gerry Bishop discussed the upcoming workshops that are listed on our website. On 9/26, Judy Edwards will provide teaching on mats. On 10/17, Andrew Shurtleff will discuss action photography. 11/17, a presentation on outdoor flash photography will be given by several members.
- A website survey was given to members attending tonight's meeting. It was requested that information on events that members would like to pass on to other members, be given to Dave Lyster. There is a link on the website to contact him. There will be a page listing discounts to members on the website soon. More information on the website will be forthcoming.
- A reminder about the Brian Zwit workshop on Lightroom was announced.
- A member mentioned that there is an air show this weekend at VA Beach.
- Jim Fergus introduced our judge and presenter Matt Schmidt. He gave a presentation on Montages.

HOW TO PREPARE AND MAT PRINTS FOR COMPETITION

By Judy Edwards

Well, since we are so pressed for time this month because of the glitch in our schedule, it looks like I am writing about my own workshop! On Wednesday, September 26, I presented a workshop on how to mat and prepare your print to enter in a competition. Approximately 10-11 people attended, many arriving with their own supplies and mat cutters. Most of the attendees were fairly new members and most of the emphasis was on how to measure and cut a mat so that your photograph can be mounted and look its best for the judge.

After a demonstration, the club members were “let loose” with their own prints and mats, or borrowed mat boards and cutters, and followed the directions on the handout to produce their own matted prints. It was fun to do, and I think everyone there learned a little bit. So thanks to all who came, and I look forward to seeing pristine entries at the next meeting.

WORKSHOP SCHEDULE


Unless otherwise noted, meetings are on Wednesdays at the Northside Library, from 7:00-8:30 pm.

**Wednesday, October 17, Andrew Shurtleff
from The Daily Progress
Topic: Action Photography**

**Saturday, November 17, time and place TBA.
Jim Sullivan, Dave Lyster, and Anton Largiadier
Topic: Outdoor Flash Photography**

WINNERS' GALLERY

TOPIC: A SLICE OF SOMETHING



1st Assigned A, Gordon Putnam, "Dolly Sods Sunrise" (tied for first place)




1st Assigned A, Jim Sullivan, "Out on a Limb" (tied for first place)



2nd Assigned A, James Marshall, "Morning Run"



3rd Assigned A, Lois Gebhardt, "Sunflowers along the Blue Ridge"



1st Assigned B, Toni Zappone, "Stonefield Construction Workers"



2nd Assigned B, Leslie Buchanan, "Sun Showers"



3rd Assigned B, Rick Seaman, "Where Is Terry?"



1st Open A, Ginger Ferrell, "Mali Pastimes"




2nd Open A, Deb Snelson, "Golden Twist"



2nd Open B, Diana Rockwell, "Two Men and their Mules"




3rd Open A, Robert Fehnel, "Tulip with Gridlight"



3rd Open B, Maria Dean, "Largo Sound Seafoam"




1st Open B, Larry Goss, "Matched Stripes"



1st, Creative, Jim Sullivan, "Floodplain"



2nd Creative, Deborah Kellams, "Glass Palace"



3rd Creative, Gerry Bishop, "Gears Aglow"

ANNOUNCEMENTS/EVENTS

NATURE VISIONS 2012 will be held November 9 - 11, at the Hylton Performing Arts Center on the Prince William Campus, George Mason University, Manassas, Virginia. The Expo is a three day event showcasing the photographic work of Northern Virginia's wildlife photographers. The centerpiece of the Expo is a display of approximately three hundred images that have been selected by a panel of jurors.

The Expo also offers two full days of lectures and workshops by noted photographers and several unique activities including photographers having the chance to photograph hawks, owls and other raptors. Thanks to the *Raptor Conservancy of Virginia*, photographers can focus their cameras on these magnificent wild birds in a natural setting just outside the Hylton Center. Numerous vendors will be on hand to display the latest in photographic equipment and technology.

The Expo will kick off on Friday, November 9 with a full day seminar conducted by Seth Resnick. Seth is considered one of the 30 most influential photographers of the decade and is one of 78 photographers worldwide named as a "Canon Explorer of Light" photographer. Seth will also give the keynote address on Saturday afternoon. Lectures will be held all day Saturday and Sunday.

Specific information concerning registration, hours of operation, lectures and workshops, etc., will be posted on the Nature Visions website at www.naturevisions.org when it becomes available.

SEMINAR ON CAMERA CLUB JUDGING
PRESENTED BY JOE MILLER: Competitions are among the most popular activities at camera clubs, and with the help of a competent judge, these events can be educational not only for the competitors but also for the audience.

In past years NVACC offered seminars to train interested individuals in becoming camera club judges and has maintained on its website a list of judges who successfully completed previous NVACC training sessions. More recently, NVACC has received frequent requests to offer another series of Seminars on Camera Club Judging--not just for those interested in becoming camera club judges, but also for those wanting to know more about the nuances and subtleties of camera club competitions, but do not want to become a judge.

As a result, several five hour Seminars on Camera Club Judging will be held in the fall of 2012 from 1:00pm to 6:00pm at the Joseph Miller Center for the Photographic Arts, 4811 Catharpin Road, Gainesville, VA 20155. Phone: 703-754-7598, email: furnfoto@AOL.com. The seminar dates still available are:
Seminar III Saturday November 10, 2012
Seminar IV Saturday December 1, 2012.

Since attendance will be limited to 12 participants per session to allow for attendee participation, it is important to register promptly to assure a place in the seminar of your choice. To register please send a check for \$50 payable to JM CENTER, 4811 Catharpin

Road, Gainesville, VA 20155 and indicate your preferred seminar date on the check. Provide an email address for confirmation of your reservation to be sent back to you.

BRIAN ZWIT TO PRESENT LIGHTROOM WORKSHOP IN NOVEMBER: This is a reminder about the Lightroom workshop that is being offered in November. Our instructor, Brian Zwit, is great at teaching Lightroom. He is offering an 8-hour workshop that will give even newcomers to Lightroom the skills they need to use it effectively, and to learn to love it. I know. I was one of those who was skeptical that I could ever understand that program. I use it all the time now and I love it. I love it for cataloging, for editing, and for creating books and slideshows. It is so versatile, it's everything you need. Please consider signing up for this workshop.
Cost: \$125.

Pat Temples

Date and Location: Friday, November 9, 2012. 9am to 5pm. This workshop will be held at a driving school classroom near the Barracks Road Shopping Center. More details to come.

Register at:

<https://events.r20.constantcontact.com/register/eventReg?oeidk=a07e5152aedeaf16f61&oseq>

CCC EXECUTIVE COMMITTEE AND OFFICERS:

President: Gordon Putnam: gp4d@virginia.edu 540-949-5775

Vice-President: Jim Fergus: fergusjim@gmail.com 434-245-1142

Secretary: Marcia Molnar: mm408@aol.com 434-977-3518

Treasurer: John Hulburt: jwhcville@comcast.net 434-409-3275

Past President: Jim Simmons: jimw-simmons@comcast.net 434-293-4185

FOCUS Editor: Judy Edwards: juded@comcast.net 434-295-9257

New Member Information: Rick Seaman rickseaman@hotmail.com 434-973-8753

Webmaster: Anton Largiader anton@largiader.com 434-295-0496

Education/Workshops: Gerry Bishop gbishop60@comcast.net 434-973-8340

CCC Website: www.c-villecameraclub.org

(The Charlottesville Camera Club is an organization that fosters photography as an art, a hobby, or a vocation, by instruction and by sharing of knowledge and experience. Membership is open to anyone interested in photography. The club is not associated with any other organization or venue.)