



# FOCUS

Editor: Judy Edwards

June, 2012

## BEN GREENBERG TO JUDGE AT SILENT AUCTION MEETING

Ben Greenberg, well known as a judge and speaker at CCC meetings, has agreed to judge the June topic of "Becoming," and brave the Silent Auction which will take place before and after the images are judged. Below, to refresh your memory, is his latest bio on his website at [www.bengreenberg.com](http://www.bengreenberg.com)



Ben with friend, on downtown mall.  
Photo by Pete Cross

*Ben Greenberg is a lifelong resident of Virginia who moved to Charlottesville for the third time in 2002. He grew up in Richmond and lived most of his adult life there. His passion for photography began in 1970 when his oldest son*

*was born and he was lent a totally manual Kodak Retina C Camera to photograph. From this beginning his fascination with and commitment to photography grew quickly and it wasn't long before he began capturing images of his family and the world around him. He has now photographed scenic vistas in Virginia, the mid-Atlantic area and many locations in the United States for forty years, the last thirty-five as a freelance professional photographer. His carefully crafted landscape photographs have won local and national awards and competitions and have been exhibited in numerous individual and group shows. They have been featured in diverse publications and purchased for scores of private collections.*

*Ben's images are currently represented in three galleries and two other shops in Virginia. Ben also enjoys exhibiting his landscape photographs in selective outdoor arts and crafts shows, such as the Crozet Arts and Crafts Festival in Crozet, Virginia in the Spring and Fall and Arts in the Park in Richmond in the Spring.*

*Ben takes great pride in creating photographic images of the highest quality in color and black and white that are true to his natural subjects. He uses the best of traditional and cutting edge technology, seeking to create and print his photographs honestly to provide the discriminating viewer with an accurate rendition portraying the natural beauty of the subject. His photographic prints and all materials used in their presentation are prepared to meet the highest archival quality standards for maximum longevity and a lifetime of enjoyment.*

Ben's primary subjects are the scenic vistas of mountains, landscapes, rivers, lakes and shorelines of Virginia and the nation. These locations include the University of Virginia and surrounding areas, the James River, the Blue Ridge Parkway and Shenandoah National Park, Great Smokey Mountains National Park, Tangier Island and the Eastern Shore, Southwest Virginia and the Outer Banks. He has also focused his cameras on national locations including West Virginia, North Carolina, Georgia, Tennessee, Maine, New Hampshire, Vermont Texas, Colorado, Arizona, Utah, California, New York City and State, South Dakota, including the Black Hills and Badlands, Minnesota, numerous national and state parks and many of the most scenic drives in the country.

### MEETING INFORMATION

**CAMERA CLUB MEETINGS:** 2<sup>nd</sup> Thursday of the month at 6:00 p.m. Dinner at Appleby's, 5:00 pm. Each month, all entries in the Creative category will be projected and all entries in the Open category will be displayed as prints. Assigned entries will alternate as noted below.

**THURSDAY, JUNE 14, 2012**

**ASSIGNMENT: IN THE MAKING  
PROJECTED**

**THURSDAY, JULY 12, 2012**

**ASSIGNMENT: STREET PHOTOGRAPHY  
PRINT**

***You will receive two points for each entry in the Assigned topic, and one point for entries in the Open and Creative categories. You may submit only ONE (1) entry per category.***

***In the Making:*** This theme is about "becoming." It could include anything from an opening flower bud to construction in progress (by human or non-human builders) to a child spreading icing on a cake. Since there are so many possibilities, your challenge will be less in finding an appropriate subject than in creating an image that exhibits imagination and skilled execution.

***Street Photography:*** Document situations or incidents that occur in streets, parks, malls, and other public places and that convey some positive or negative feeling (surprising, heart-warming, inspiring, disgusting, etc.). Perhaps "shooting from the hip" or using a telephoto lens to remain unobtrusive will help.

### SILENT AUCTION JUNE 14

**(Please read carefully)**

For years our club has been using several members' laptops for our meetings and workshops. The Executive Committee decided that the time has come to raise funds to purchase our own laptop and stop relying on the generosity of several of our members to make theirs available; hence the upcoming Silent Auction. We will need somewhere between \$500 and \$750 to obtain a laptop that will meet our various needs. A Silent Auction with generous participation from you, our membership, can help us reach our goal. Please consider joining our list of "sellers."

You should have received a final email regarding the Silent Auction. Please refer to this for the pdf documents you will need to complete if you are planning on selling equipment, etc. If you plan to buy material, check your lens filter sizes, types of cameras, etc. to make sure that whatever you buy will be compatible.

### **IF YOU'RE ONLY BUYING . .**

:

- Show up at 5:30 with cash or a checkbook. (No credit or debit.)
- Sign in and receive a number.
- Start shopping!

To *bid* on an item, write your number and the price you're willing to pay for it on the sheet next to the item. You may return to the item repeatedly to make higher bids if necessary, up

to the time that bidding is closed.

To buy a *fixed-price* item, write your number on the fixed-price sheet and the item is yours.

#### **IF YOU'RE SELLING . . .**

**Some of you have already signed up as sellers, but we very strongly encourage more of you to do so.** If you have any items related to photography (see list at end of memo) that you'd like to pass on to others, please let Jim Simmons know, and he will add your name to the list of "sellers". The files you need for printing the bidding and fixed price sheets appear as attachments at the top of this email. Open them and print them out!

#### **At home before the auction:**

- Print and fill out a bidding sheet for each item you'll be putting up for bid. Each sheet has space for a brief article description, the minimum amount you'll accept for the item, the minimum amount that a new bid must be increased over the previous bid, and the percentage of the sale amount that will be donated to the club. Leave the seller number space blank until later.
- If you wish to sell any items at a fixed price, fill out the appropriate sheet with the price you're asking. Leave the seller number space blank until later.
- **Open attachments included in the most recent email you have received to print out the pdf forms.**

#### **Upon arrival at the Senior Center:**

- Arrive *no later than 5:00* to be assigned a number. This number must then be listed on each of the bidding and fixed price sheets you've filled out. *If you can't arrive at 5:00, you must notify Jim Simmons and ask to make other arrangements.*
- Set up your display of items on one of the provided tables. If you need extra bidding or fixed price sheets, we will have some available for you.

#### **During the auction:**

- We encourage you to stay near your items so you can answer any questions that come up about them. However, all sellers can feel free to wander about and make bids on anyone else's items. Your "bidder number" will be the same as your "seller number."

#### **At 7:00:**

- All bidding will stop at 7:00 at the latest. Sellers will take their bidding and fixed price sheets to the sign-in desk and leave them with the volunteers assigned to tally the winners.
- The business meeting will begin at 7:00 and be followed by the judging.

#### **At the end of judging (around 8:30):**

- Volunteers will notify all winning buyers.
- Buyers must locate and pay the sellers between 8:30 and 9:00.
- Sellers then must remove all unsold items.

#### **Within the next 10 days:**

- Sellers must submit their specified donations to the club via checks sent to John Hulburt, the CCC treasurer.

#### **Items for sale will be limited to:**

- Photographic equipment and accessories, including cameras, lenses, tripods, filters, strobes, and so on.
- Computer equipment, software, and accessories
- Books and DVDs on photography
- Mounted or framed photographic prints
- One-on-one workshops with expert photographers within the club. Could include instruction in various photography techniques (landscape, macro, action, low-light,

portrait, street, studio, etc.), Photoshop and other photo-editing techniques, camera operation, equipment recommendations, etc.

*100% of these revenues will be donated to the club.*

- Any other items that may be of interest to other photographers.


**Rules:**

- *All items must be in good, working condition unless the seller explicitly states otherwise.*
- All buyers and sellers must register and obtain numbers as they arrive.
- Sellers will fill out tags (supplied by club) that describe their items and establish any minimum bids or fixed prices. You also must list the percentage of the sale price you promise to donate to the club.
- Sellers must agree to donate *at least* 10% of sale revenues to the club. *However, any percentage above that amount, including 100%, will be welcome!*
- *Be sure to bring your checkbook or cash. Credit cards will not be accepted!*
- Sellers must remove all unsold items at the end of the evening.

**JIM STEELE SPEAKS AT CCC IN MAY**

Photographer Jim Steele presented the May program and judged the topic of "Structures." As a judge Jim is concise, articulate, and positive. He evaluates every entry without

wasting words; nevertheless, his comments are very informative and he gives specific suggestions for improvements, and clear reasons for not including an image in the final decision.



Jim Steele at CCC in May. Photo by Dave Lyster

**AWARDS FOR COMPETITION: MAY, 2012**

**JUDGE: JIM STEELE**

**ASSIGNED TOPIC: STRUCTURES**

**COLOR AND/OR MONOCHROME PRINTS & CREATIVE**

**ASSIGNED A**

- 1 John Hulburt
  - 2 Dudley Rochester
  - 3 Steve Botts
- HM Jim Marshall

**ASSIGNED B**

- Lydia Hansfield  
Rob Fehnel  
David Katz

**OPEN A**

- 1 Jim Marshall
  - 2 Deb Snelson
  - 3 Lois Gebhardt
- HM John Hulburt

**OPEN B**

- David Katz  
Lydia Hansfield  
Rick Seaman

**CREATIVE**

- 1 Dave Lyster
- 2 Toni Zappone
- 3 Jim Demas

Jim's program, *Learning from the Masters*, was a presentation on what we as photographers can learn from studying the master painters. The talk analyzed the work of well-known painters to see how they combine artistry with composition and light to create their work, and what we can learn from studying their techniques. He covered quite a few points, using a specific piece of art to illustrate, and then explaining how this technique can be incorporated into a photograph, with examples of photographs to show his point. The methods used by artists to catch the interest of the viewer are methods which work just as well to produce a memorable photograph. Jim covered such things as eye tracking, composition, mood, power points, spot lighting, balance vs. tension, simplicity, grouping of elements, motion, triangles, clues for creating the illusion of depth, the plane of critical focus, vanishing points, leading lines, properties of light in its color, direction, and quality, impressionism, abstracts, and surrealism.

It was an interesting and enjoyable evening and we look forward to having Jim visit again.

### **PRESIDENT'S MUSINGS**

I have mused about the learning curve in photography in the past. This last week at LOOK3 I went to a workshop on Lightroom 4. There was a wide range of people there from beginners to professional photographers. The range of ability did not daunt the presenter, Julieanne Kost. She was extremely knowledgeable, witty and a fast talker.

I have been using Lightroom for a couple of years and have some idea what I am doing. However Julieanne's presentation expanded my possibilities and inspired me to go home and try some new things. The real work comes now in trying to use the power of programs like Lightroom and Photoshop. Go to her blog at Adobe and you will be surprised at how much you can learn. <http://blogs.adobe.com/jkost>

There are many other programs out there and the possibilities are endless.

This month's assigned topic is "*Becoming*." It gives me pause to think about this because of the "becoming" of my first grandchild, a boy, Landon. I am watching myself become a grandfather, my son a father and a child starting life. This brings up all kinds of thoughts that swirl around in my head but can't get out. It is interesting to see how I am photographing Landon and how I'm presenting him.

We are having a silent auction at the meeting on June 14. A number of members will be bringing in photographic items to sell to others in the club. It will be a new beginning for a number of used but good equipment and other things. It will add a new beginning for a club computer. See the article in this FOCUS.

We have all accomplished many things in our life, but we are still becoming. At the C'Ville Camera Club, the second Thursday of each month, we learn over and over again that we are still becoming as we have our photographs judged. (Remember, it is the photo that is being judged not the photographer.)

*Gordon*

### **MACRO LAB A GREAT SUCCESS**

On Saturday, May 5, Gerry Bishop presented a hands-on follow-up to his January presentation on macro photography, held in the Ivy Creek Natural Area Education Building. Participants arrived with cameras, lenses and tripods in hand. After a brief presentation, Gerry let us loose on a variety of flowers and backgrounds, to practice the technique inside away from wind and distractions. We then moved outside for a lecture and demonstration on techniques to work with such things as wind, light, and distracting backgrounds.





Gerry explaining outside set up. Photo by Judy Edwards

This was well attended by both macro “veterans”, newbies, and point and shooters, and resulted in some excellent photos and a good learning experience. Thanks, Gerry!

### WEDNESDAY EVENING WORKSHOP SCHEDULE

*Unless otherwise noted, meetings are on Wednesdays at the Northside Library, from 7:00-8:30 pm.*

**Wednesday, June 27:** “Getting the Right Exposure—and What to Do When You Can’t!” How to use your camera controls to get ideal exposures, capturing images when the tonal range of your subject is too great, and how to process these images afterward for the best possible results. Bring your cameras to the workshop for some hands-on instruction and practice. Gerry Bishop presenting.

**Wednesday, July 25 (McIntire): TBA**

**Wednesday, August 22: TBA**

**Wednesday, September 26 (McIntire): TBA**



One of the demonstrated set ups with background inserted. Photo by Judy Edwards



Example of artificial background used inside. Photo by Judy Edwards



Dave Katz, practicing indoors. Photo by Judy Edwards

## CCC MINUTES May, 2012


- 43 attended
- Rick Seaman introduced the guests.
- John Hulburt announced that there is \$4309.95 in the budget.
- Jim Fergus reminded the club of the upcoming workshop on printing that is being given by John Hulburt.
- Jim Simmons distributed information sheets regarding the silent auction on 6/14.
- Gordon reminded the club of the paid workshops given by Joe Rossbach and Brian Zwit.
- Anton Largadier discussed the recent problems related to our website and the upcoming changes. He asked for volunteers for helping with the website. He specifically mentioned needing someone to enter new events. Judy Edwards volunteered. Anton also mentioned the need for someone to maintain a Facebook page for our club.
- Jim Fergus introduced the judge and speaker, Jim Steele. His presentation was on Learning from the Masters.

*Submitted by  
Marcia Molnar, Secretary*

## THE ART OF PRINTING

*By Gerry Bishop*

Thanks to a thorough, entertaining, and overall excellent presentation on May 30 by John Hulburt, a large group of CCC members learned the essentials and many of the fine points of photographic printing.



John Hulburt presenting at print workshop.  
Photo by Dave Lyster

John expertly led us into and through the world of printer and monitor calibration, color spaces, resolution, sharpening, image enlargement, paper profiles, and many other specifications that are essential to successful printing. We learned how to select and maintain a quality printer, how to ensure that it's properly communicating with our computers and monitors, how to select the best kinds of paper, how to properly evaluate a print, and then how to display it for all to enjoy for many years.

To add even more to our experience, John generously shared many of his personal choices in software, hardware, and workflow that will benefit all who aspire to improve the quality of their photographic prints.

Thanks, John, for a great presentation!



**WINNERS' GALLERY**  
**TOPIC: STRUCTURES**  
**JUDGE: JIM STEELE**



1<sup>st</sup> Assigned A, John Hulburt, "Ketchikan, Alaska"



3<sup>rd</sup> Assigned A, Steve Botts, "Austin Highrises"



2<sup>nd</sup> Assigned A, Dudley Rochester, "Stairwell at French Quarter Inn"



HM Assigned A, Jim Marshall, "Little Mountain Tulips"



1<sup>st</sup> Assigned B, Lydia Hansfield, "Barboursville Ruins"





2<sup>nd</sup> Assigned B, Robert Fehnel, "MR5 Cloudy Day"



1<sup>st</sup> Open A, Jim Marshall, "Night Flight"



3<sup>rd</sup> Assigned B, David Katz, "Ash Lawn"



2<sup>nd</sup> Open A, Deb Snelson, "White Oak Lane"



3<sup>rd</sup> Open A, Lois Gebhardt, "Chive Blossom"



1<sup>st</sup> Open B, David Katz, "Cala Lily"



HM Open A, John Hulburt, "Ridge Road Farm"



2<sup>nd</sup> Open B, Lydia Hansfield, "Martin's First Easter"






3<sup>rd</sup> Open B, Rick Seaman, "Homeward Bound"



1<sup>st</sup> Creative, David Lyster, "Higbee Marsh"



2<sup>nd</sup> Creative, Toni Zappone, "Rhodi Stamens"



3<sup>rd</sup> Creative, James Demas, "Stained Glass Window"

## ANNOUNCEMENTS/EVENTS

**2012 NATURE VISIONS EXPO, PRODUCED BY  
THE MID-ATLANTIC PHOTOGRAPHY  
ASSOCIATION, FRIDAY-SATURDAY-SUNDAY  
NOVEMBER 9, 10 & 11: SAVE THE DATES!**

The Nature Visions Photography Expo convenes this year again at the Hylton Center, on the Prince William Campus of George Mason



University in Manassas. **Save the dates:**  
**November 9-11.** Passes go on sale in August at  
[www.NatureVisions.org](http://www.NatureVisions.org).

**Friday November 9: A Full Day Seminar with  
Seth Resnick**



Named in a 2010 poll by the professional photographer's magazine Photo District News as **one of the thirty most influential photographers of the decade**, our Friday full day seminar instructor and our Saturday keynote speaker is Seth Resnick. Seth's Friday seminar, *Creating Dynamic Killer Images*, will reinvigorate your capacity for creativity. Seth concentrates on techniques that improve the overall photographic process, from concept to output.

Creativity is fueled by experiences, sights, sounds and smells. Sitting still won't bring new ideas in; experimenting and trying new things will jog your creativity. Practice, practice, practice. Creativity is like a muscle that you need to flex regularly. In much the same way that our bodies get out of shape without using our muscles, as a photographer our cognitive and visual capabilities decrease if we don't try new things and if we don't shoot images almost every day. Becoming a better photographer is

really about training your mind's eye to be more creative. It's about how to look for, see, and create better images. While some of this is intuitive, other parts of this take training. Rather than just taking pictures, Seth's seminar will help refine your creative vision and help you create more effective and compelling images, bringing your creativity to a new level.

**FREEMAN PATTERSON'S COTTAGE FOR  
RENT: Shamber's Bluff, New Brunswick,  
Canada**

If you, or somebody you can confidently recommend, is interested in renting Freeman's cottage, here are the details. All former workshop participants will remember the cottage as being the small house behind Freeman's, sitting near his barn at the edge of the forest. Some of you may even have been inside.

**(Please read these details very  
carefully in order to eliminate or greatly  
reduce correspondence. A very big "thank  
you" from Freeman, Kim, and Joanne!)**

1/ The house is fully furnished. Everything is supplied except food.

2/ There are two bedrooms. The first-floor bedroom has a queen-size bed with toilet, bath/shower, and full laundry facilities. The upstairs bedroom is the larger, contains two twin beds, and has a toilet/shower. A door opens onto a large balcony, which is an excellent spot for sitting and photography. The maximum sleeping capacity of the cottage is four persons.

3/ The split-level living room has very large floor-to-ceiling windows, several chairs, a coffee table, a side table, and a television with DVD and video players. (A bookcase contains a collection of approximately 50 excellent art, classic, and other films.)

4/ There is a commodious kitchen with stove, microwave, toaster oven, coffee maker, and refrigerator, supplied with ample cooking and storage containers and utensils. Near the kitchen in the living room is a dining table and chairs.

5/ Due to a geographical quirk, cell phones may or may not work in the house. There is, however, a telephone with a number and reception separate from that of Freeman's house.

6/ There are thermostats for heating individual rooms and a small, effective wood stove and wood supply.

7/ In addition to the balcony (see #2 above) there is a large deck on the east and south sides of the house.

8/ The grounds (fields, forests, gardens, bog garden, and all the trails on the 272 acres of the Shampers Bluff Nature Conservancy, where the cottage is located) are fully available to persons who rent the cottage. There are more than 30 chairs and benches in the woods and other areas near the house, most of them providing personal privacy at any time. The situation is ideal for photographers, painters, and persons who want to "escape" or have meditative time.

9/ Freeman will only rent to adults, and is not willing to accept pets, as he has a friendly and active dog who is not accustomed to other domesticated animals.

10/ Freeman may or may not be at home himself. If not, Joanne will definitely be.

11/ Wireless internet connection is available at Freeman's house and on his deck and grounds but can sometimes be a bit spotty inside the cottage.

**Dates available, Costs, and Related expenses:**

1/ Weeks available for 2012 (Sunday afternoon through Saturday night, unless agreed otherwise). Minimum rental period is five days. We ask that you depart by noon so incoming guests can occupy the cottage by 3pm.

2/ The all-inclusive price per day for one to four persons is \$200 + 13% GST for a minimum stay of five days. The cost of long-distance telephone calls is extra.

3/ Visa, MasterCard, and cash accepted.

4/ Book with Kim freepatt@nbnet.nb.ca

5/ We will not be accepting bookings for 2013 until late autumn, but you may indicate your interest.

**CCC EXECUTIVE COMMITTEE AND OFFICERS:**

**President:** Gordon Putnam: [gp4d@virginia.edu](mailto:gp4d@virginia.edu) 540-949-5775

**Vice-President:** Jim Fergus: [fergusjim@gmail.com](mailto:fergusjim@gmail.com) 434-245-1142

**Secretary:** Marcia Molnar: [mm408@aol.com](mailto:mm408@aol.com) 434-977-3518

**Treasurer:** John Hulburt: [jwhcville@comcast.net](mailto:jwhcville@comcast.net) 434-409-3275

**Past President:** Jim Simmons: [jimw-simmons@comcast.net](mailto:jimw-simmons@comcast.net) 434-293-4185

**FOCUS Editor:** Judy Edwards: [juded@comcast.net](mailto:juded@comcast.net) 434-295-9257

**New Member Information:** Rick Seaman [rickseaman@hotmail.com](mailto:rickseaman@hotmail.com) 434-973-8753

**Webmaster:** Anton Largiader [anton@largiader.com](mailto:anton@largiader.com) 434-295-0496

**Education/Workshops:** Gerry Bishop [gbishop60@comcast.net](mailto:gbishop60@comcast.net) 434-973-8340

**CCC Website:** [www.c-villecameraclub.org](http://www.c-villecameraclub.org)

(The Charlottesville Camera Club is an organization that fosters photography as an art, a hobby, or a vocation, by instruction and by sharing of knowledge and experience. Membership is open to anyone interested in photography. The club is not associated with any other organization or venue.)