



FOCUS

Editor: Judy Edwards

May, 2012

JIM STEELE TO PRESENT IN MAY

Jim Steele and his wife, Kathryn, share studio #343 in the Torpedo Factory Art Center in Alexandria, VA. Before you come to the meeting, visit the incredibly beautiful and diverse website shared by Jim and his wife: <http://www.photographybysteele.com>

In the Making: This theme is about "becoming." It could include anything from an opening flower bud to construction in progress (by human or non-human builders) to a child spreading icing on a cake. Since there are so many possibilities, your challenge will be less in finding an appropriate subject than in creating an image that exhibits imagination and skilled execution.

MEETING INFORMATION

CAMERA CLUB MEETINGS: 2nd Thursday of the month at 6:00 p.m. Dinner at Appleby's, 5:00 pm. Each month, all entries in the Creative category will be projected and all entries in the Open category will be displayed as prints. Assigned entries will alternate as noted below.

THURSDAY, MAY 10, 2012

ASSIGNMENT: STRUCTURES

PRINTS

THURSDAY, JUNE 14, 2012

ASSIGNMENT: IN THE MAKING

PROJECTED

You will receive two points for each entry in the Assigned topic, and one point for entries in the Open and Creative categories. You may submit only ONE (1) entry per category.

Structures: Show us buildings such as offices, churches, cathedrals, memorials, sports complexes, music halls, statues, park structures, bridges, and many more. Explore inside/outside possibilities. Look for unusual design patterns or interesting nooks and crannies. Shoot from many different angles and light conditions; use wide angle, close-up, or anything in between.

Steele photographs "what interests him until it no longer interests him," then photographs something else. Most of his work is landscape and figure studies executed with both traditional and digital materials.

He grew up in a small farming community in Missouri and started photographing around the age of 12. He processed his own film in (as he describes) his mother's baking dishes. Over time he began shooting in color slides, but it was always black and white that drew his interest.

He is drawn to the work of Ansel Adams and Edward Weston. He was struck by the magnificence of Adams' western landscapes and the beauty of Weston's nudes. He works primarily in medium and large format, and particularly loves work that has a sense of light. He writes, "Great photographs have a depth and luminosity that makes them come off the paper. Regardless of the subject, that is what I try to achieve in my work."

The vision that resulted from his traditional darkroom background has made it possible for him to easily incorporate digital workflows into the creation of his work. He photographs in

both traditional and digital imaging processes and writes that, “In the end, it’s not about the process; it’s about the image. It either works or it doesn’t.”

Jim will present his program, *Learning from the Master*, a presentation on what we, as photographers, can learn from studying the master painters. Painters start with a blank canvas and create an image. Photographers start with what is in front of them and create an image. Photography is often about removing the unnecessary, like classic sculpture. That said, how viewers see and interpret an image is a function of many factors. This presentation analyzes the work of master painters to see how they combine artistry with composition and light to create the work and how we, as photographers, can learn from studying their techniques.

AWARDS FOR COMPETITION: APRIL, 2012
JUDGE: VICTORIA DYE
ASSIGNED TOPIC: MARVELOUSLY MUNDANE

COLOR AND/OR MONOCHROME PRINTS & CREATIVE

	<u>ASSIGNED A</u>	<u>ASSIGNED B</u>
1	Deb Snelson	Robert Fehnel
2	Dave Lyster	Jim Demas
3	Gerry Bishop	Chris Hogger

	<u>OPEN A</u>	<u>OPEN B</u>
1	John Hulburt	Karen Pape
2	Judy Edwards	Jim Demas
3	Gerry Bishop	Robert Fehnel
HM	Jim Simmons	

	<u>CREATIVE</u>
1	Robert Fehnel
2	Dave Lyster
3	Gerry Bishop

VICTORIA DYE JUDGES AND PRESENTS AT APRIL MEETING

Victoria judged the April topic of *Marvelously Mundane* and presented a program including several types of images and how she overcomes technical issues to capture them. She began with macro images, many of them wildflowers, and showed the specific steps she goes through to stack them for depth of field. She also talked about the difficulty in macro photography of combining a depth of field wide enough to focus the main subject, yet narrow enough to produce a blurred background that won’t distract the viewer. She shoots with a dedicated 100mm 2.8 macro lens, and either uses Photoshop CS5 or Helicon Focus to produce the final product. She was able to show us each step of the process in her presentation.



Victoria Dye.

Photo by Dave Lyster

Victoria also talked about action photos. She recommended using the center focus spot when capturing action as it is faster and more accurate; the photos can be cropped for composition. She also mentioned that only about 10% of action shots are going to be good, so be sure to take lots of pictures.

She emphasized the importance of using a tripod and having a complete understanding of depth of field.

Victoria discussed how to use a wide angle lens (she has a Canon 16-35mm) specifically the importance of having a strong foreground subject in your shot; she uses Nik software for high dynamic range (HDR) in images with a range of exposures that can't be captured by a camera.

She showed us some of her wildlife photography, and also action shots of children skateboarding, and explained the settings on her camera for different kinds of photography, and why she uses them. It was an educational and informative evening, and very interesting to see the steps she goes through to process her images.

Victoria's judging was concise, articulate and to the point. She was matter of fact in her evaluation of the entries, but always mentioned the positive aspects of each image.

PRESIDENT'S MUSINGS

I have always been interested in computers (at least since computers first appeared). Interested but never a techy. I remember taking two days to program my Apple 2GS so it would have colored lines going up and down across the monitor. In the first couple of hospitals I worked, I was able to teach the secretaries how to mail merge and a few other things like that. (That was before IT departments.) I'm still teaching mail merge.

But things have changed; I still am fairly good at working with a computer and technology but I feel like the world has passed me by. Change is not easy for someone who has lived through a lot of change. Or is it that there is so much change that it is hard to comprehend it or keep up with it? I just changed from a PC to a MacBook Pro, and upgraded my Photoshop

Elements to Photoshop CS5. Whoa, that is a lot of change and change can be hard.

However change can be seen like that proverbial glass half full or half empty. Change can be a positive challenge or "here we go again." A number of years ago I visited a young man who broke his neck and would be a quadriplegic the rest of his life. It was quite amazing that from the first day after the accident he saw many new opportunities. He said one day, "How many adults get a second chance to learn how to brush their teeth?"

What does this have to do with a photo club? Being new to photography and digital photography I wonder if others are feeling somewhat the same as I am, overwhelmed sometimes with all the new stuff. I have some ability with technology and have been fairly comfortable with change in my life. So I was surprised at my frustration at trying to understand two new programs. Breathe now. It is OK to stop, slow down, and smell the roses before you take the picture of the rose and photoshop it.

Gordon Putnam

CCC MINUTES

April 12, 2012

-Treasurer, John Hulburt reported that as of the meeting, 72 members have paid dues for a total of \$3940.66 in the treasury.

-Jim Simmons, Dudley Rochester, Dave Lyster, Jim Demas, and Larry Goss introduced our guests.

-Gerry Bishop reported on the Tuesday, April 24 workshop by William Folsum (*since cancelled because of his automobile accident*), the Saturday, May 5 follow up workshop on Macro photography to be held at the Ivy Creek Education Building from 9-11, and outdoors from 11-1, and the May 30 workshop on How to Get the Best from your Photo Printer, with John Hulburt presenting.

-Gerry also reported on the silent auction to be held at the June 14 meeting (the monthly competition will go on as usual but there will be no presentation that evening). He asked members to collect things having to do with photography that they might want to sell, and bring them to the meeting for the auction. Checks or cash will be accepted and a percentage of the proceeds will go to the club. Information will follow before the June meeting.

-Jim Fergus introduced the speaker, Victoria Dye.

Submitted by Judy Edwards, substituting for Marcia Molnar, Secretary

WEDNESDAY EVENING WORKSHOP SCHEDULE

Unless otherwise noted, meetings are on Wednesdays at the Northside Library, from 7:00-8:30 pm.

Saturday, May 5: "Macro Lab" A hands-on follow-up to January presentation. Demonstrations and practice using macro equipment and techniques. Bring cameras, tripods, and any macro or close-up equipment you have. Inside will be in the Ivy Creek Natural Area Education Building, 9:00--11:00 AM; outside (weather permitting) 11:00--1:00 PM. Gerry Bishop leading. (See opposite for more information.)

Wednesday, May 30: "How to Get the Best from Your Photo Printer," John Hulburt leading.

Wednesday, June 27: "Getting the Right Exposure—and What to Do When You Can't!" How to use your camera controls to get ideal exposures, capturing images when the tonal range of your subject is too great, and how to process these images afterward for the best possible results. Bring your cameras to the workshop for some hands-on instruction and practice. Gerry Bishop presenting.

CCC SILENT AUCTION:

Date and place: June 14, at our regular monthly meeting at the Senior Center.

Time: Sellers must arrive and set up at 5:00 pm. (For those who cannot arrive early, special arrangements can be made.) Sale starts at 5:30 and continues until 7:30 at the latest.

Purpose: Because the club has been using a member's laptop for our meetings and workshops for the past couple of years, the executive committee has decided to hold a silent auction to raise the necessary money to buy a laptop for the exclusive use of the club. Any additional funds raised will go toward buying a spare bulb for our projector.

Procedure for sellers: Bring items to the meeting that you'd like to offer for sale to other members. Tables will be set up and supplies will be available, so all you have to do is come with your items, set them up for display, and fill out tags describing the items.

Procedure for buyers: To bid on an item, you will write your number and the price you're willing to pay for it on the tag next to the item. You may return to the item repeatedly to make higher bids if necessary, up to the time that bidding is closed.

Items for sale will be limited to:

- Photographic equipment and accessories, including cameras, lenses, tripods, filters, strobes, and so on.
- Computer equipment, software, and accessories
- Books and DVDs on photography
- Mounted or framed photographic prints
- One-on-one workshops with expert photographers within the club. Could include instruction in various photography techniques (landscape, macro, action, low-light, portrait, street, studio, etc.), Photoshop and other photo-editing techniques, camera operation,

equipment recommendations, etc. *100% of these revenues will be donated to the club.*

- Any other items that may be of interest to other photographers.

Note--All items must be in good, working condition unless the seller explicitly states otherwise.

Rules:

- All buyers and sellers must register and obtain numbers as they arrive.
- Sellers will fill out tags (supplied by club) that describe their items and establish any minimum bids or fixed prices. You also must list the percentage of the sale price you promise to donate to the club.
- Sellers must agree to donate *at least* 10% of sale revenues to the club. *However, any percentage above that amount, including 100%, will be welcome!*
- *Be sure to bring your checkbook or cash. Credit cards will not be accepted!*
- All unsold items must be removed at the end of the auction.

Completing the sales:

- During the evening's judging, volunteers will tally the results and designate the winning bids. At the end of the regular meeting, the volunteer will notify the winning buyers.
- ***Buyers must pay the sellers the night of the auction, between 8:30 and 9:00, with either cash or check.***
- ***Sellers must submit their donations to the club within 10 days of the sale via checks sent to John Hulburt, the CCC treasurer.***

WINNERS' GALLERY APRIL, 2012 MUNDANE OBJECTS



1st Assigned A, Deb Snelson, "Squeaky Clean"




2nd Assigned A, Dave Lyster, Untitled



3rd Assigned A, Gerry Bishop, "Beer Drops on CD"




3rd Assigned B, Chris Hogger, "Elizabeth's Kitchen Sink in Cambodia"




1st Assigned B, Robert Fehnel, "Ladle Reflections"




1st Open A, John Hulburt, "Denali Moonscapes"



2nd Assigned B, Jim Demas, "Reflections of a Keyboard"




2nd Open A, Judy Edwards, "Michie Tavern Rust"



3rd Open A, Gerry Bishop, "Raindrops on Wild Garlic"




2nd Open B, Jim Demas, "First Recital"



HM Open A, Jim Simmons, "Spring Morning and Old Barn"



1st Open B, Karen Pape, "C is for Coke"



3rd Open B, Robert Fehnel, "Eagle Owl"



1st Creative, Robert Fehnel, "12 After"



2nd Creative, Dave Lyster, "Hot Stuff"



3rd Creative, Gerry Bishop, "How Sweet It Is"

ANNOUNCEMENTS/EVENTS

CONGRATULATIONS TO THERESA, LOIS AND VICKY for their winning successes in the Photography Section of the *Washington Daffodil Society Show* this past weekend. Theresa White entered 10 images and won seven ribbons, including "Best in Show" for the second year in a row! Lois Gebhardt's only entry won First Place in the "Portraits of a Daffodil" Section! And Vicky Eicher won a First, Second, Third and Honorable Mention for her seven entries.

THE JOSEPH MILLER ABSTRACT EXHIBIT opens this weekend with the opening reception and awards on Sunday May 6, from 2-5pm. Exhibit hours are every Friday, Saturday, Sunday and Monday from 12-5pm, and the exhibit closes at 5pm on Monday, May 28. The exhibit is held at the Joseph Miller Center for the Photographic Arts, 4811 Catharpin Road, Gainesville. It is about a 2 hour drive from Charlottesville.

Some CCC members who were juried in to this exhibit are Jim Sullivan, Vicky Eicher, Deb Snelson, and Judy Edwards. Joe's gallery is worth seeing at any time, and this exhibit holds images from all of the Northern Virginia Camera Clubs, plus clubs from the surrounding area. Any CCC members interested in making the trip are in for a treat. Please contact Judy Edwards if you have any questions.

CCC EXECUTIVE COMMITTEE AND OFFICERS:

President: Gordon Putnam: gp4d@virginia.edu 540-949-5775

Vice-President: Jim Fergus: fergusjim@gmail.com 434-245-1142

Secretary: Marcia Molnar: mm408@aol.com 434-977-3518

Treasurer: John Hulburt: jwhcville@comcast.net 434-409-3275

Past President: Jim Simmons: jimw-simmons@comcast.net 434-293-4185

FOCUS Editor: Judy Edwards: juded@comcast.net 434-295-9257

New Member Information: Rick Seaman rickseaman@hotmail.com 434-973-8753

Webmaster: Anton Largiader anton@largiader.com 434-295-0496

Education/Workshops: Gerry Bishop gbishop60@comcast.net 434-973-8340

CCC Website: www.c-villecameraclub.org

(The Charlottesville Camera Club is an organization that fosters photography as an art, a hobby, or a vocation, by instruction and by sharing of knowledge and experience. Membership is open to anyone interested in photography. The club is not associated with any other organization or venue.)